

# THE NUMBER OF TRANSVERSALS TO LINE SEGMENTS IN $\mathbb{R}^3$

HERVÉ BRÖNNIMANN, HAZEL EVERETT, SYLVAIN LAZARD,  
FRANK SOTTILE, AND SUE WHITESIDES

**ABSTRACT.** We completely describe the structure of the connected components of transversals to a collection of  $n$  line segments in  $\mathbb{R}^3$ . We show that  $n \geq 3$  arbitrary line segments in  $\mathbb{R}^3$  admit  $0, 1, \dots, n$  or infinitely many line transversals. In the latter case, the transversals form up to  $n$  connected components.

## 1. INTRODUCTION

A  $k$ -transversal to a family of convex sets in  $\mathbb{R}^d$  is an affine subspace of dimension  $k$  (e.g. a point, line, plane, or hyperplane) that intersects every member of the family. Goodman, Pollack, and Wenger [10] and Wenger [19] provide two extensive surveys of the rich subject of geometric transversal theory. In this paper, we are interested in 1-transversals (also called line transversals, or simply transversals) to line segments. In  $\mathbb{R}^2$ , this topic was studied in the 1980's by Edelsbrunner et al. [9]; here we study the topic in  $\mathbb{R}^3$ .

We address the following basic question. What is the geometry and cardinality of the set of transversals to an arbitrary collection of  $n$  line segments in  $\mathbb{R}^3$ ? Here a segment may be open, semi-open, or closed, and it may degenerate to a point; segments may intersect or even overlap. Since a line in  $\mathbb{R}^3$  has four degrees of freedom, it can intersect at most four lines or line segments in generic position. Conversely, it is well-known that four lines or line segments in generic position admit 0 or 2 transversals; moreover, 4 arbitrary lines in  $\mathbb{R}^3$  admit 0, 1, 2 or infinitely many transversals [11, p. 164]. In contrast, our work shows that 4 arbitrary line segments admit up to 4 or infinitely many transversals.

Our interest in line transversals to segments in  $\mathbb{R}^3$  is motivated by visibility problems. In computer graphics and robotics, scenes are often represented as unions of not necessarily disjoint polygonal or polyhedral objects. The objects that can be seen in a particular direction from a moving viewpoint may change when the line of sight becomes tangent to one or more objects in the scene. Since the line of sight then becomes a transversal to a subset of the edges of the polygons and polyhedra representing the scene, questions about transversals to segments arise very naturally in this context.

As an example, the visibility complex [7, 16] and its visibility skeleton [6] are data structures that encode visibility information of a scene; an edge of these structures corresponds to a set of segments lying in line transversals to some  $k$  edges of the scene. Generically in  $\mathbb{R}^3$ ,  $k$  is equal to 3 but in degenerate configurations  $k$  can be arbitrarily large. Such degenerate configurations

---

Research initiated at the Second McGill-INRIA Workshop on Computational Geometry in Computer Graphics, February 7–14 2003 co-organized by H. Everett, S. Lazard, and S. Whitesides, and held at the Bellairs Research Institute of McGill University in Holetown, St. James, Barbados, West Indies.

Research of Sottile supported in part by NSF grant DMS-0134860.

Research of Whitesides supported by NSERC research grants.

2000 *Mathematics Subject Classification.* 68U05, 51N20.

frequently arise in realistic scenes; as an example a group of chairs may admit infinitely many lines tangent to arbitrarily many of them. It is thus essential for computing these data structures to characterize and compute the transversals to  $k$  segments in  $\mathbb{R}^3$ . Also, to bound the size of the visibility complex one needs to bound the number of connected components of transversals to  $k$  arbitrary line segments. While the answer  $O(1)$  suffices for giving asymptotic results, the present paper establishes the actual bound.

As mentioned above, in the context of 3D visibility, lines tangent to objects are more relevant than transversals; lines tangent to a polygon or polyhedron along an edge happen to be transversals to this edge. (For bounds on the space of transversals to convex polyhedra in  $\mathbb{R}^3$  see [15].) The literature related to lines tangent to objects falls into two categories. The one closest to our work deals with characterizing the degenerate configurations of curved objects with respect to tangent lines. MacDonald, Pach and Theobald [12] give a complete description of the set of lines tangent to four unit balls in  $\mathbb{R}^3$ . Megyesi, Sottile and Theobald [14] describe the set of lines meeting two lines and tangent to two spheres in  $\mathbb{R}^3$ , or tangent to two quadrics in  $\mathbb{P}^3$ . Megyesi and Sottile [13] describe the set of lines meeting one line and tangent to two or three spheres in  $\mathbb{R}^3$ . A nice survey of these results can be found in [18].

The other category of results deals with lines tangent to  $k$  among  $n$  objects in  $\mathbb{R}^3$ . For polyhedral objects, De Berg, Everett and Guibas [2] showed a  $\Omega(n^3)$  lower bound on the number of free (i.e., non-occluded by the interior of any object) lines tangent to 4 amongst  $n$  disjoint homothetic convex polyhedra. Brönnimann et al. [3] showed that, under a certain general position assumption, the number of lines tangent to 4 amongst  $k$  bounded disjoint convex polyhedra of total complexity  $n$  is  $O(n^2 k^2)$ . For curved objects, Devillers et al. [4] and Devillers and Ramos [5] (see also [4]) presented simple  $\Omega(n^2)$  and  $\Omega(n^3)$  lower bounds on the number of free maximal segments tangent to 4 amongst  $n$  unit balls and amongst  $n$  arbitrarily sized balls. Agarwal, Aronov and Sharir [1] showed an upper bound of  $O(n^{3+\epsilon})$  on the complexity of the space of line transversals of  $n$  balls by studying the lower envelope of a set of functions; a study of the upper envelope of the same set of functions yields the same upper bound on the number of free lines tangent to four balls [5]. Durand et al. [7] showed an upper bound of  $O(n^{8/3})$  on the expected number of possibly occluded lines tangent to 4 among  $n$  uniformly distributed unit balls. Under the same model, Devillers et al. [4] recently showed a bound of  $\Theta(n)$  on the number maximal free line segments tangent to 4 among  $n$  balls.

## 2. OUR RESULTS

We say that two transversals to a collection of line segments are in the same *connected component* if and only if one can be continuously moved into the other while remaining a transversal to the collection of line segments. Equivalently, the two points in line space (e.g., in Plücker space) corresponding to the two transversals are in the same connected component of the set of points corresponding to all the transversals to the collection of line segments.

Our main result is the following theorem.

**Theorem 1.** *A collection of  $n \geq 3$  arbitrary line segments in  $\mathbb{R}^3$  admits  $0, 1, \dots, n$  or infinitely many transversals. In the latter case, the transversals can form any number, from 1 up to  $n$  inclusive, of connected components.*

More precisely we show that, when  $n \geq 4$ , there can be more than 2 transversals only if the segments are in some degenerate configuration, namely if the  $n$  segments are members of one ruling of a hyperbolic paraboloid or a hyperboloid of one sheet, or if they are concurrent, or if

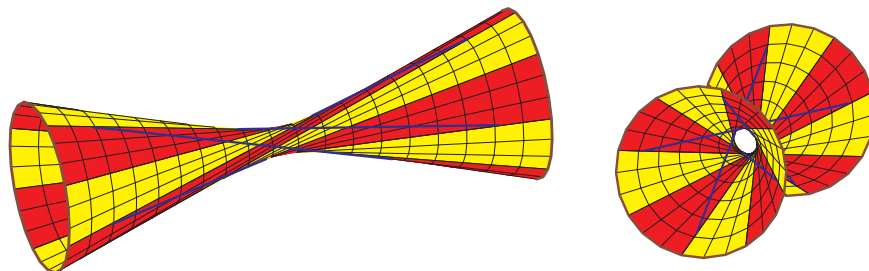


FIGURE 1. Two views of a hyperboloid of one sheet containing four line segments and their four connected components of transversals (corresponding to the shaded regions). The four segments are symmetric under rotation about the axis of the hyperboloid.

they all lie in a plane with the possible exception of a group of one or more segments that all meet that plane at the same point.

Moreover, in these degenerate configurations the number of connected components of transversals is as follows. If the segments are members of one ruling of a hyperbolic paraboloid, or if they are concurrent, their transversals form at most one connected component. If they are members of one ruling of a hyperboloid of one sheet, or if they are coplanar, their transversals can have up to  $n$  connected components (see Figures 1 and 6). Finally, if the segments all lie in a plane with the exception of a group of one or more segments that all meet that plane at the same point, their transversals can form up to  $n - 1$  connected components (see Figures 4 and 5).

The geometry of the transversals is as follows. We consider here  $n \geq 4$  segments that are pairwise non-collinear; otherwise, as we shall see in Section 3, we can replace segments having the same supporting line by their common intersection. If the segments are members of one ruling of a hyperbolic paraboloid or a hyperboloid of one sheet, their transversals lie in the other ruling (see Figures 1 and 2). If the segments are concurrent at a point  $p$ , their transversals consist of the lines through  $p$  and, if the segments also lie in a plane  $H$ , of lines in  $H$ . If the segments consist of a group of segments lying in a plane  $H$  and meeting at a point  $p$ , together with a group of one or more segments meeting  $H$  at a point  $q \neq p$  and lying in a plane  $K$  containing  $p$ , their transversals lie in  $H$  and  $K$  (see Figure 5). Finally, if none of the previous conditions holds and if the segments all lie in a plane  $H$  with the possible exception of a group of one or more segments that all meet  $H$  at the same point, then their transversals lie in  $H$  (see Figures 4 and 6).

If all the  $n$  segments are coplanar, the set of connected components of transversals, as well as any one of these components, can be of linear complexity [9]. Otherwise we prove that each of the connected components has constant complexity and can be represented by an interval on a line or on a circle (or possibly by two intervals in the case depicted in Figure 5).

A connected component of transversals may be an isolated line. For example, three segments forming a triangle and a fourth segment intersecting the interior of the triangle in one point have exactly three transversals (Figure 4 shows a similar example with infinitely many transversals). Also, the four segments in Figure 1 can be shortened so that the four connected components of transversals reduce to four isolated transversals.

Finally, as discussed in the conclusion, an  $O(n \log n)$ -time algorithm for computing the transversals to  $n$  segments directly follows from the proof of Theorem 1.

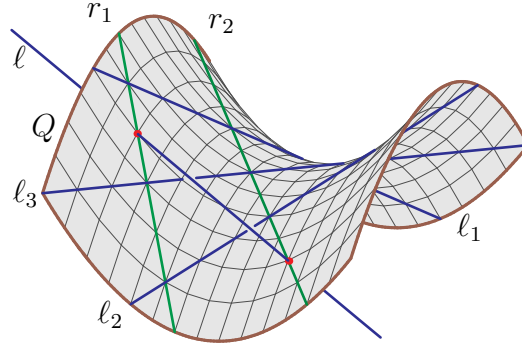


FIGURE 2. Line  $\ell$  intersects in two points the hyperbolic paraboloid spanned by the lines  $\ell_1, \ell_2$  and  $\ell_3$ . The two lines  $r_1$  and  $r_2$  meet the four lines  $\ell_1, \ell_2, \ell_3$ , and  $\ell$ .

### 3. PROOF OF THEOREM 1

Every non-degenerate line segment is contained in its *supporting line*. We define the supporting line of a point to be the vertical line through that point. We prove Theorem 1 by considering the three following cases which cover all possibilities but are not exclusive.

- (1) Three supporting lines are pairwise skew.
- (2) Two supporting lines are coplanar.
- (3) All the segments are coplanar.

We can assume in what follows that *the supporting lines are pairwise distinct*. Indeed, if disjoint segments have the same supporting line  $\ell$ , then  $\ell$  is the only transversal to those segments, and so the set of transversals is either empty or consists of  $\ell$ . If non-disjoint segments have the same supporting line, then any transversal must meet the intersection of the segments. We can replace these overlapping segments by their common intersection.

**3.1. Three supporting lines are skew.** Three pairwise skew lines lie on a unique doubly-ruled hyperboloid, namely, a hyperbolic paraboloid or a hyperboloid of one sheet (see the discussion in [17, §3]). Furthermore, they are members of one ruling, say the “first” ruling, and their transversals are the lines in the “second” ruling that are not parallel to any of the three given skew lines.

Consider first the case where there exists a fourth segment whose supporting line  $\ell$  does not lie in the first ruling. Either  $\ell$  is not contained in the hyperboloid or it lies in the second ruling. In both cases, there are at most two transversals to the four supporting lines, which are lines of the second ruling that meet or coincide with  $\ell$  (see Figure 2) [11, p. 164]. Thus there are at most two transversals to the  $n$  line segments.

Now suppose that all the  $n \geq 3$  supporting lines of the segments  $s_i$  lie in the first ruling of a hyperbolic paraboloid. The lines in the second ruling can be parameterized by their intersection points with any line  $r$  of the first ruling. Thus the set of lines in the second ruling that meet a segment  $s_i$  corresponds to an interval on line  $r$ . Hence the set of transversals to the  $n$  segments corresponds to the intersection of  $n$  intervals on  $r$ , that is, to one interval on this line, and so the transversals form one connected component.

Consider finally the case where the  $n \geq 3$  supporting lines lie in the first ruling of a hyperboloid of one sheet (see Figure 1). The lines in the second ruling can be parameterized by points on a circle, for instance, by their intersection points with a circle lying on the hyperboloid of one

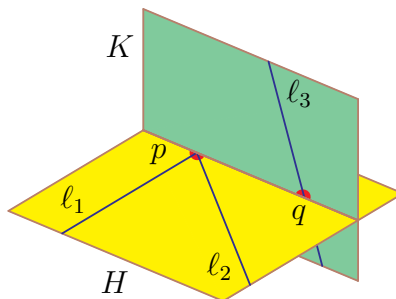


FIGURE 3. Lines  $\ell_1$  and  $\ell_2$  intersect at point  $p$ , and line  $\ell_3$  intersects plane  $H$  in a point  $q$  distinct from  $p$ .

sheet. Thus the set of transversals to the  $n$  segments corresponds to the intersection of  $n$  intervals on this circle. This intersection can have any number of connected components from 0 up to  $n$  and any of these connected components may consist of an isolated point on the circle. The set of transversals can thus have any number of connected components from 0 up to  $n$  and any of these connected components may consist of an isolated transversal. Figure 1 shows two views of a configuration with  $n = 4$  line segments having 4 connected components of transversals.

In this section we have proved that if the supporting lines of  $n \geq 3$  line segments lie in one ruling of a hyperboloid of one sheet, the segments admit  $0, 1, \dots, n$  or infinitely many transversals which form up to  $n$  connected components. If supporting lines lie in one ruling of a hyperbolic paraboloid, the segments admit at most 1 connected component of transversals. Otherwise the segments admit up to 2 transversals.

**3.2. Two supporting lines are coplanar.** Let  $\ell_1$  and  $\ell_2$  be two (distinct) coplanar supporting lines in a plane  $H$ . First consider the case where  $\ell_1$  and  $\ell_2$  are parallel. Then the transversals to the  $n$  segments all lie in  $H$ . If some segment does not intersect  $H$  then there are no transversals; otherwise, we can replace each segment by its intersection with  $H$  to obtain a set of coplanar segments, a configuration treated in Section 3.3.

Now suppose that  $\ell_1$  and  $\ell_2$  intersect at point  $p$ . Consider all the supporting lines not in  $H$ . If no such line exists then all segments are coplanar; see Section 3.3. If such lines exist and any of them is parallel to  $H$  then all transversals to the  $n$  segments lie in the plane containing  $p$  and that line. We can again replace each segment by its intersection with that plane to obtain a set of coplanar segments, a configuration treated in Section 3.3.

We can now assume that there exists a supporting line not in  $H$ . Suppose that all the supporting lines not in  $H$  go through  $p$ . If all the segments lying in these supporting lines contain  $p$  then we may replace all these segments by the point  $p$  without changing the set of transversals to the  $n$  segments. Then all resulting segments are coplanar, a configuration treated in Section 3.3. Now if some segment  $s$  does not contain  $p$  then the only possible transversal to the  $n$  segments is the line containing  $s$  and  $p$ .

We can now assume that there exists a supporting line  $\ell_3$  intersecting  $H$  in exactly one point  $q$  distinct from  $p$  (see Figure 3). Let  $K$  be the plane containing  $p$  and  $\ell_3$ . Any transversal to the lines  $\ell_1, \ell_2$  and  $\ell_3$  lies in  $K$  and goes through  $p$ , or lies in  $H$  and goes through  $q$ .

If there exists a segment  $s$  that lies neither in  $H$  nor in  $K$  and goes through neither  $p$  nor  $q$ , then there are at most two transversals to the  $n$  segments, namely, at most one line in  $K$  through  $p$  and  $s$  and at most one line in  $H$  through  $q$  and  $s$ .

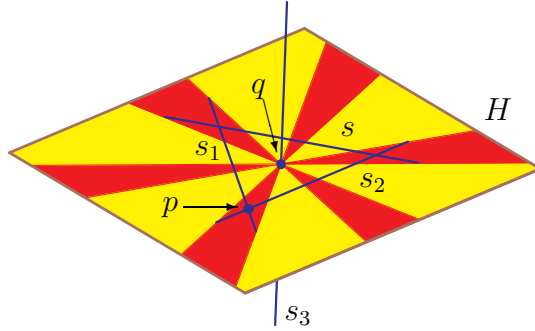


FIGURE 4. Four segments having three connected components of transversals.

We can thus assume that all segments lie in  $H$  or  $K$  or go through  $p$  or  $q$ . If there exists a segment  $s$  that goes through neither  $p$  nor  $q$ , it lies in  $H$  or  $K$ . If it lies in  $H$  then all the transversals to the  $n$  segments lie in  $H$  (see Figure 4). Indeed, no line in  $K$  through  $p$  intersects  $s$  except possibly the line  $pq$  which also lies in  $H$ . We can again replace each segment by its intersection with  $H$  to obtain a set of coplanar segments; see Section 3.3. The case where  $s$  lies in  $K$  is similar.

We can now assume that all segments go through  $p$  or  $q$  (or both). Let  $n_p$  be the number of segments not containing  $p$ , and  $n_q$  be the number of segments not containing  $q$ . Note that  $n_p + n_q \leq n$ .

Among the lines in  $H$  through  $q$ , the transversals to the  $n$  segments are the transversals to the  $n_q$  segments not containing  $q$ . We can replace these  $n_q$  segments by their intersections with  $H$  to obtain a set of  $n_q$  coplanar segments in  $H$ . The transversals to these segments in  $H$  through  $q$  can form up to  $n_q$  connected components. Indeed, the lines in  $H$  through  $q$  can be parameterized by a point on a circle, for instance, by their polar angle in  $\mathbb{R}/\pi\mathbb{Z}$ . Thus the set of lines in  $H$  through  $q$  and through a segment in  $H$  corresponds to an interval of  $\mathbb{R}/\pi\mathbb{Z}$ . Hence the set of transversals to the  $n_q$  segments corresponds to the intersection of  $n_q$  intervals in  $\mathbb{R}/\pi\mathbb{Z}$  which can have up to  $n_q$  connected components.

Similarly, the lines in  $K$  through  $p$  that are transversals to the  $n$  segments can form up to  $n_p$  connected components. Note furthermore that the line  $pq$  is a transversal to all segments and that the connected component of transversals that contains the line  $pq$  is counted twice. Hence there are at most  $n_p + n_q - 1 \leq n - 1$  connected components of transversals to the  $n$  segments.

To see that the bound of  $n - 1$  connected components is reached, first consider  $n/2$  lines in  $H$  through  $p$ , but not through  $q$ . Their transversals through  $q$  are all the lines in  $H$  through  $q$ , except for the lines that are parallel to any of the  $n/2$  given lines. This gives  $n/2$  connected components. Shrinking the  $n/2$  lines to sufficiently long segments still gives  $n/2$  connected components of transversals in  $H$  through  $q$ . The same construction in plane  $K$  gives  $n/2$  connected components of transversals in  $K$  through  $p$ . This gives  $n - 1$  connected components of transversals to the  $n$  segments since the component containing line  $pq$  is counted twice. Figure 5 shows an example of 4 segments having 3 connected components of transversals.

In this section we have proved that  $n \geq 3$  segments having at least two coplanar supporting lines either can be reduced to  $n$  coplanar segments or may have up to  $n - 1$  connected components of transversals.

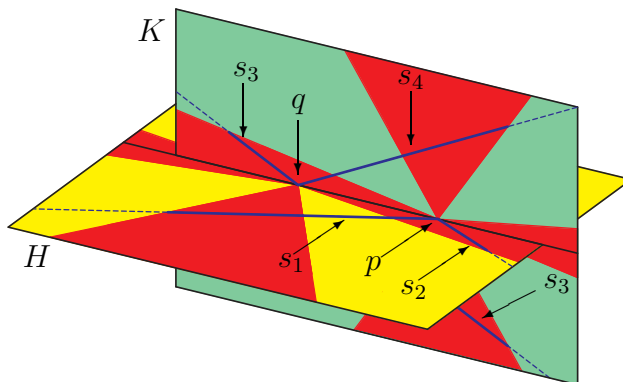


FIGURE 5. Four segments having three connected components of transversals.

**3.3. All the line segments are coplanar.** We prove here that  $n \geq 3$  coplanar line segments in  $\mathbb{R}^3$  admit up to  $n$  connected components of transversals.

Let  $H$  be the plane containing all the  $n$  segments. There exists a transversal not in  $H$  if and only if all segments are concurrent at a point  $p$ . In this case, the transversals consist of the lines through  $p$  together with the transversals lying in  $H$ . To see that they form only one connected component, notice that any transversal in  $H$  can be translated to  $p$  while remaining a transversal throughout the translation. We thus can assume in the following that all transversals lie in  $H$ , and we consider the problem in  $\mathbb{R}^2$ .

We consider the usual geometric transform (see e.g. [9]) where a line in  $\mathbb{R}^2$  with equation  $y = ax + b$  is mapped to the point  $(a, b)$  in the dual space. The transversals to a segment are transformed to a double wedge; the double wedge degenerates to a line when the segment is a point. The apex of the double wedge is the dual of the line containing the segment.

A transversal to the  $n$  segments is represented in the dual by a point in the intersection of all the double wedges. There are at most  $n + 1$  connected components of such points [9] (see also [8, Lemma 15.3]). Indeed, each double wedge consists of two wedges separated by the vertical line through the apex. The intersection of all the double wedges thus consists of at most  $n + 1$  convex regions whose interiors are separated by at most  $n$  vertical lines.

Notice that if there are exactly  $n + 1$  convex regions then two of these regions are connected at infinity by the dual of some vertical line, in which case the segments have a vertical transversal. Thus the number of connected components of transversals is at most  $n$ .

To see that this bound is sharp consider the configuration in Figure 6 of 4 segments having 4 components of transversals. Three of the components consist of isolated lines and one consists of a connected set of lines through  $p$  (shaded in the figure). Observe that the line segment  $ab$  meets the three isolated lines. Thus the set of transversals to the four initial segments and segment  $ab$  consists of the 3 previously mentioned isolated transversals, the line  $pb$  which is isolated, and a connected set of lines through  $p$ . This may be repeated for any number of additional segments, giving configurations of  $n$  coplanar line segments with  $n$  connected components of transversals.

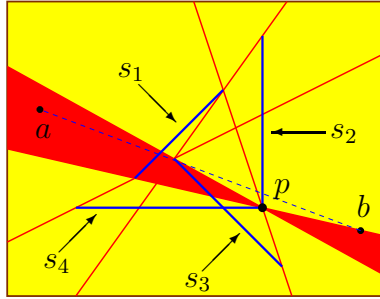


FIGURE 6. Four coplanar segments having four connected components of transversals.

#### 4. CONCLUSION

This paper has characterized the geometry, cardinality and complexity of the set of transversals to an arbitrary collection of line segments in  $\mathbb{R}^3$ . In addition to contributing to geometric transversal theory, we anticipate that the results will be useful in the design of geometric algorithms and in their running time analyses.

While algorithmic issues have not been the main concern of the paper, we note that the proof of Theorem 1 leads to an  $O(n \log n)$ -time algorithm in the real RAM model of computation. First reduce in  $O(n \log n)$  time the set of segments to the case of pairwise distinct supporting lines. Choose any three of these lines. Either they are pairwise skew or two of them are coplanar. If they are pairwise skew (see Section 3.1), their transversals, and hence the transversals to all  $n$  segments, lie in one ruling of a hyperboloid. Any segment that intersects the hyperboloid in at most two points admits at most 2 transversals that lie in that ruling. Checking whether these lines are transversals to the  $n$  segments can be done in linear time. Consider now the case of a segment that lies on the hyperboloid. Its set of transversals, lying in the ruling, can be parameterized in constant time by an interval on a line or a circle depending on the type of the hyperboloid. Computing the transversals to the  $n$  segments thus reduces in linear time to intersecting  $n$  intervals on a line or on a circle, which can be done in  $O(n \log n)$  time. If two supporting lines are coplanar (see Section 3.2), computing the transversals to the  $n$  segments reduces in linear time to computing transversals to at most  $n$  segments in one or two planes, which can be done in  $O(n \log n)$  time [9].

Finally, note that we did not consider in this paper, for simplicity of the exposition, lines or half-lines although our theorem holds when such lines in  $\mathbb{R}^3$  are allowed. Note for example that, in  $\mathbb{R}^3$ , the transversals to  $n \geq 3$  lines of one ruling of a hyperboloid of one sheet are all the lines of the other ruling with the exception of the lines parallel to the  $n$  given lines. Thus, in  $\mathbb{R}^3$ , the transversals form  $n$  connected components. Remark however that our theorem does not hold for lines in projective space  $\mathbb{P}^3$ ; in this case, our proof directly yields that, if a set of lines admit infinitely many transversals, they form one connected component.

#### ACKNOWLEDGMENTS

We would like to thank the other participants of the workshop for useful discussions.

#### REFERENCES

- [1] P. K. Agarwal, B. Aronov, and M. Sharir. Line transversals of balls and smallest enclosing cylinders in three dimensions. *Discrete Comput. Geom.*, 21:373–388, 1999.

- [2] M. de Berg, H. Everett, and L.J. Guibas. The union of moving polygonal pseudodiscs – Combinatorial bounds and applications. *Computational Geometry: Theory and Applications*, 11:69–82, 1998.
- [3] H. Brönnimann, O. Devillers, V. Dujmovic, H. Everett, M. Glisse, X. Goaoc, S. Lazard, H.-S. Na, and S. Whitesides. On the number of lines tangent to four convex polyhedra. *Proc. Fourteenth Canad. Conf. Comput. Geom.*, pp. 113–117, 2002.
- [4] O. Devillers, V. Dujmović, H. Everett, X. Goaoc, S. Lazard, H.-S. Na, and S. Petitjean. The expected number of 3D visibility events is linear. To appear in *SIAM J. Computing*.
- [5] O. Devillers and P. Ramos. Personal communication, 2001.
- [6] F. Durand, G. Drettakis, and C. Puech. The visibility skeleton: a powerful and efficient multi-purpose global visibility tool. *Proc. 31st COMPUTER GRAPHICS Ann. Conference Series (SIGGRAPH'97)*, pp. 89–100, 1997.
- [7] F. Durand, G. Drettakis, and C. Puech. The 3D visibility complex. *ACM Trans. Graphics* 21(2):176–206, 2002.
- [8] H. Edelsbrunner. *Algorithms in Combinatorial Geometry*. Springer-Verlag, Heidelberg, Germany, 1987.
- [9] H. Edelsbrunner, H. A. Maurer, F. P. Preparata, A. L. Rosenberg, E. Welzl, and D. Wood. Stabbing line segments. *BIT* 22:274–281, 1982. (See also [8, Chapter 15].)
- [10] J. E. Goodman, R. Pollack, and R. Wenger. Geometric transversal theory. In *New Trends in Discrete and Computational Geometry*, (J. Pach, ed.), Springer Verlag, Heidelberg, pp. 163–198, 1993.
- [11] D. Hilbert and S. Cohn-Vossen. *Geometry and the Imagination*. Chelsea Publishing Company, New York, 1952.
- [12] I. G. Macdonald, J. Pach, and T. Theobald. Common tangents to four unit balls in  $\mathbb{R}^3$ . *Discrete Comput. Geom.* 26(1):1–17, 2001.
- [13] G. Megyesi and F. Sottile. The Envelope of Lines Meeting a fixed line and Tangent to Two Spheres. Manuscript.
- [14] G. Megyesi, F. Sottile, and T. Theobald. Common transversals and tangents to two lines and two quadrics in  $\mathbb{P}^3$ . To appear in *Discrete Comput. Geom.*
- [15] M. Pelligrini and P. W. Shor Finding stabbing lines in 3-space. *Discrete Comput. Geom.*, 8:191–208, 1992.
- [16] M. Pocchiola and G. Vegter. The visibility complex. *Internat. J. Comput. Geom. Appl.*, 6(3):279–308, 1996.
- [17] H. Pottman and J. Wallner. *Computational Line Geometry*. Springer-Verlag, Berlin, 2001.
- [18] T. Theobald. New algebraic methods in computational geometry. Habilitationsschrift, Fakultät für Mathematik, Technische Universität München, Germany, 2003.
- [19] R. Wenger. Progress in geometric transversal theory. In *Advances in Discrete and Computational Geometry*, (B. Chazelle, J. E. Goodman, and R. Pollack, eds.), Amer. Math. Soc., Providence, pp. 375–393, 1998.

(Hervé Brönnimann) POLYTECHNIC UNIVERSITY, NEW YORK, USA

E-mail address, Hervé Brönnimann: hbr@poly.edu

(Hazel Everett and Sylvain Lazard) LORIA (INRIA, U. NANCY 2), NANCY, FRANCE

E-mail address, Hazel Everett: everett@loria.fr

E-mail address, Sylvain Lazard: lazard@loria.fr

(Frank Sottile) U. MASSACHUSETTS, AMHERST, MA, USA

E-mail address, Frank Sottile: sottile@math.umass.edu

(Sue Whitesides) SCHOOL OF COMPUTER SCIENCE, MCGILL UNIVERSITY, MONTRÉAL, QC., CANADA

E-mail address, Sue Whitesides: sue@cs.mcgill.ca