

Hadron Spectroscopy from BES and CLEOc

Chang-Zheng YUAN

Institute of High Energy Physics, Chinese Academy of Sciences, Beijing, China

Abstract.

Recent results from BES and CLEOc experiments on hadron spectroscopy and charmonium decays using J/ψ , ψ' and ψ'' data samples collected in e^+e^- annihilation are reviewed, including the observation of $X(1835)$ in $J/\psi \rightarrow \gamma\pi^+\pi^-\eta'$, study of the scalar particles in J/ψ radiative and hadronic decays, as well as in χ_{c0} hadronic decays, and the study of the “ $\rho\pi$ puzzle” in J/ψ , ψ' , and ψ'' decays.

Keywords: hadron spectroscopy, charmonium, QCD

PACS: 14.40.Gx, 14.40.Cs, 12.38.Qk, 13.25.Gv

1. INTRODUCTION

BESII [1] running at BEPC and CLEOc [2] running at CESR are the two detectors operating in the τ -charm energy region, and have collected large data samples of charmonium decays including 58 M J/ψ events, 14 M ψ' events, and 33 pb^{-1} data around ψ'' peak at BESII, and 4 M ψ' events, and 281 pb^{-1} ψ'' events at CLEOc. To study the continuum background in the charmonium decays, special data samples at center of mass energy lower than the ψ' mass were taken both at BESII ($\sqrt{s} = 3.65$ GeV) and at CLEOc ($\sqrt{s} = 3.671$ GeV), the luminosity are 6.4 pb^{-1} and 21 pb^{-1} respectively. These data samples are used for the study of the hadron spectroscopy, the D decay properties and the CKM matrix, as well as the charmonium decay dynamics.

In this paper, we focus on the search for the new resonances in J/ψ decays, the properties of the scalars from J/ψ radiative and hadronic decays, and a new approach of studying the scalars using χ_{cJ} decays, and the extensive study of the “ $\rho\pi$ puzzle” related physics in J/ψ , ψ' and ψ'' decays.

It should be noted that the CLEOc detector is much better than the BESII detector, especially in the photon detection, this makes its 4 M ψ' events data sample produces results with similar precision as from 14 M ψ' events from BESII.

2. OBSERVATION OF $X(1835)$

The decay channel $J/\psi \rightarrow \gamma\pi^+\pi^-\eta'$, with $\eta' \rightarrow \pi^+\pi^-\eta$, or $\eta' \rightarrow \gamma\rho$, is analyzed using a sample of 58×10^6 J/ψ events collected with the BESII detector [3], to search for the other decay modes of the possible existing $p\bar{p}$ bound state as observed in $J/\psi \rightarrow \gamma p\bar{p}$ process at BESII [4]. Figure 1 shows the $\pi^+\pi^-\eta'$ invariant mass spectrum for the combined $J/\psi \rightarrow \gamma\pi^+\pi^-\eta'(\eta' \rightarrow \pi^+\pi^-\eta)$ and $J/\psi \rightarrow \gamma\pi^+\pi^-\eta'(\eta' \rightarrow \gamma\rho)$ samples. A clear peak is observed at around 1.835 GeV/c^2 . The spectrum is fitted with a Breit-Wigner (BW) function convolved with a Gaussian mass resolution function (with

$\sigma = 13 \text{ MeV}/c^2$) to represent the $X(1835)$ signal plus a smooth polynomial background function. The signal yield from the fit is 264 ± 54 events and the statistical significance is 7.7σ .

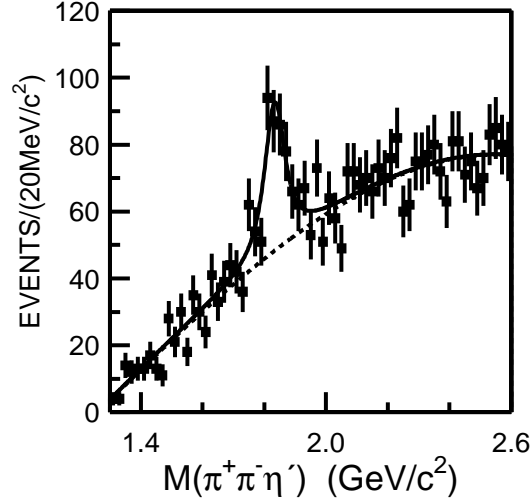


FIGURE 1. The $\pi^+\pi^-\eta'$ invariant mass distribution for selected $J/\psi \rightarrow \gamma\pi^+\pi^-\eta'(\eta' \rightarrow \pi^+\pi^-\eta, \eta \rightarrow \gamma\gamma)$ and $J/\psi \rightarrow \gamma\pi^+\pi^-\eta'(\eta' \rightarrow \gamma\rho)$ events. Dots with error bars are data, solid line is the fit, and the dashed curve indicates the background function.

The mass of $X(1835)$ is measured to be $M = 1833.7 \pm 6.1(stat) \pm 2.7(syst) \text{ MeV}/c^2$, the width is $\Gamma = 67.7 \pm 20.3(stat) \pm 7.7(syst) \text{ MeV}/c^2$, and the product branching fraction is $B(J/\psi \rightarrow \gamma X) \cdot B(X \rightarrow \pi^+\pi^-\eta') = (2.2 \pm 0.4(stat) \pm 0.4(syst)) \times 10^{-4}$. The mass and width of the $X(1835)$ are not compatible with any known meson resonance listed by PDG [5]. In Ref. [5], the candidate closest in mass to the $X(1835)$ is the (unconfirmed) $2^{-+} \eta_2(1870)$ with $M = 1842 \pm 8 \text{ MeV}/c^2$. However, the width of $225 \pm 14 \text{ MeV}/c^2$, is considerably larger than that of the $X(1835)$ (see also [6], where the 2^{-+} component in the $\eta\pi\pi$ mode of J/ψ radiative decay has a mass $1840 \pm 15 \text{ MeV}/c^2$ and a width $170 \pm 40 \text{ MeV}/c^2$). Another candidate with mass close to the $X(1835)$ in PDG [5] is the $X(1860)$ observed in the $p\bar{p}$ mass threshold in radiative $J/\psi \rightarrow \gamma p\bar{p}$ decays [4], where a mass of $1859^{+6}_{-27} \text{ MeV}/c^2$, and width smaller than $30 \text{ MeV}/c^2$ at 90% C.L. were reported. It has been pointed out that the S -wave BW function used for the fit in Ref. [4] should be modified to include the effect of final-state-interactions (FSI) on the shape of the $p\bar{p}$ mass spectrum [7, 8]. By redoing the S -wave BW fit to the $p\bar{p}$ invariant mass spectrum of Ref. [4] including the Isospin zero, S -wave FSI factor of Ref. [8], BES gets a mass $M = 1831 \pm 7 \text{ MeV}/c^2$ (in good agreement with the $X(1835)$) and a width $\Gamma < 153 \text{ MeV}/c^2$ at the 90% C.L. (not in contradiction with the $X(1835)$). There are also theoretical arguments that the two states, $X(1835)$ and $X(1860)$, are indeed one particle, and is a $p\bar{p}$ bound state [9, 10], however, other possible interpretations of the $X(1835)$ that have no relation to the $p\bar{p}$ mass threshold enhancement are not excluded. Further information about the $X(1835)$ and $X(1860)$, especially better precisions on the mass and width measurements and the determination of the spin-parity are strongly desired before concluding the nature of the states.

3. SCALAR PARTICLES IN J/ψ AND χ_{c0} DECAYS

The study of the scalars are very important in two aspects: in experiment, there are still controversies about the resonance parameters of these states; and in theory, it is still hard to incorporate all the experimental results in a self-consistent picture. The reason for the former is somewhat due to the techniques used in extracting the physics information from the experimental data, namely, the partial wave analysis (PWA) was extensively used in the analyses, but sometimes it is rather arbitrary what resonance need to be included in the complicated fit with a few ten and even more than one hundred free parameters. The reason for the latter, in part is due to the fact that the experimental results may not all be reliable, and the complexity in the low energy QCD domain that the higher order terms neglected may not be small, and the mixing of the states in principle is hard to be considered completely.

3.1. Radiative and hadronic J/ψ decays

Using the world largest J/ψ data sample in e^+e^- annihilation experiment, BES studied the scalars decay into pair of pseudoscalars ($\pi^+\pi^-$, $\pi^0\pi^0$, K^+K^- and $K_s^0K_s^0$) in J/ψ radiative decays as well as recoiling against a ϕ or an ω [11, 12, 13, 14]. The full mass spectra and the scalar part in them are shown in Fig. 2.

From the analyses, BES sees significant contributions of σ particle in $\omega\pi^+\pi^-$ and ωK^+K^- , and also hint in $\phi\pi^+\pi^-$. Two independent partial wave analyses are performed on $\omega\pi^+\pi^-$ data and four different parameterizations of the σ amplitude are tried, all give consistent results for the σ pole, which is at $(541 \pm 39) - i(252 \pm 42)$ MeV/c². There is also events accumulation in the low $\pi^+\pi^-$ mass in $\gamma\pi^+\pi^-$ mode, most probably due to the contribution of the σ , however, there is no attempt to analyze the structure at BES, one possible reason is the presentation of the huge background from $\rho^0\pi^0$. Nevertheless, the coupling of the σ with a photon in J/ψ decays is an important piece of information for the understanding of the nature of the particle, a better detector with more statistics may want to measure it. A measurement of the resonance parameters of σ using the BESII $\psi' \rightarrow J/\psi\pi^+\pi^-$ data gives similar pole position as measured in $J/\psi \rightarrow \omega\pi^+\pi^-$ [15].

Strong $f_0(980)$ is seen in $\phi\pi^+\pi^-$ and ϕK^+K^- modes, from which the resonance parameters are measured to be $M = 965 \pm 8(stat) \pm 6(syst)$ MeV/c², $g_1 = 165 \pm 10(stat) \pm 15(syst)$ MeV/c² and $g_2/g_1 = 4.21 \pm 0.25(stat) \pm 0.21(syst)$, where M is the mass, and g_1 and g_2 are the couplings to $\pi\pi$ and $K\bar{K}$ respectively if the $f_0(980)$ is parameterized using the the Flatté's formula. The production of $f_0(980)$ is very weak recoiling against an ω or a photon, which indicates $s\bar{s}$ is the dominant component in it.

The $\phi\pi^+\pi^-$ data also show a strong scalar contribution at around 1.4 GeV/c², it is due to the dominant $f_0(1370)$ interfering with a smaller $f_0(1500)$ component. The mass and width of $f_0(1370)$ are determined to be: $M = 1350 \pm 50$ MeV/c² and $\Gamma = 265 \pm 40$ MeV/c². In $\gamma\pi^+\pi^-$, a similar structure is observed in the same mass region, the fit yields a resonance at mass $1466 \pm 6(stat) \pm 16(syst)$ MeV/c² with width of $108^{+14}_{-11}(stat) \pm 21(syst)$ MeV/c², possibly the $f_0(1500)$, and the contribution from the

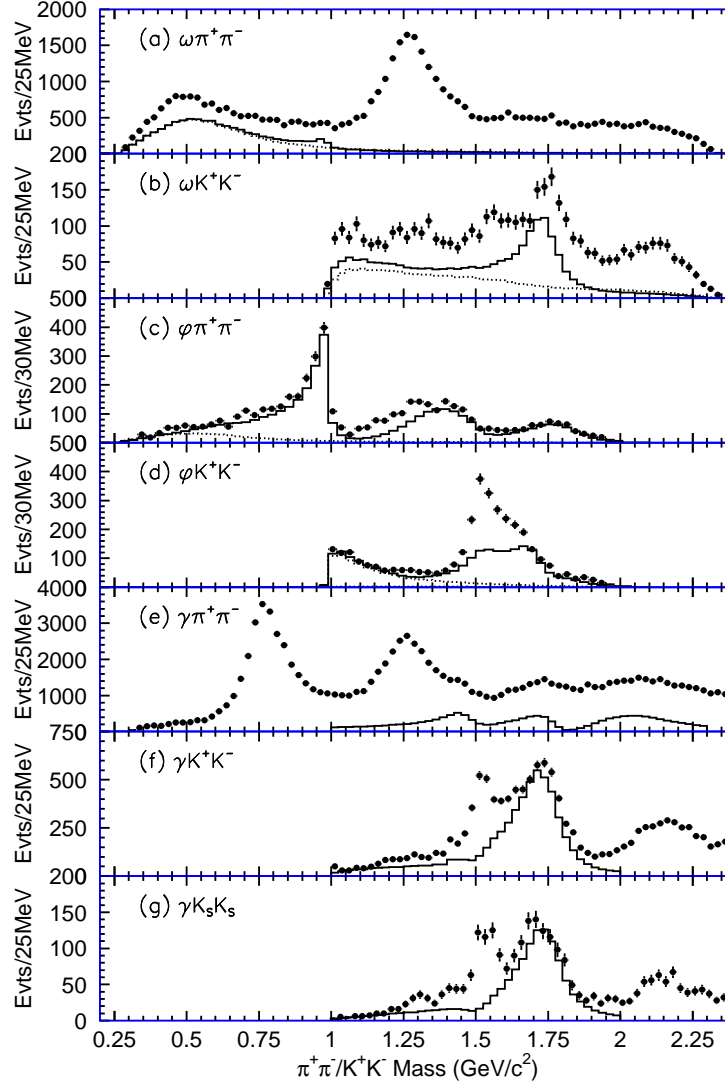


FIGURE 2. The invariant mass distributions of the pseudoscalar meson pairs recoiling against ω , ϕ , or γ in J/ψ decays measured at BESII. The dots with error bars are data, the solid histograms are the scalar contribution from PWA, and the dashed lines in (a) through (c) are contributions of σ from the fits, while the dashed line in (d) is the $f_0(980)$. Notice that not the full mass spectra are analyzed in (e), (f), and (g). Results in (e) are preliminary, otherwise are published.

$f_0(1370)$ can not be excluded. The production of $f_0(1370)$ and $f_0(1500)$ in $\gamma K\bar{K}$ is insignificant.

The K^+K^- invariant mass distributions from $\gamma K\bar{K}$ and ωK^+K^- , the $\pi^+\pi^-$ invariant mass distributions from $\gamma\pi^+\pi^-$, and $\phi\pi^+\pi^-$ show clear scalar contribution around $1.75 \text{ GeV}/c^2$. Two states are resolved from the bump, one is $f_0(1710)$ with $M \sim 1740 \text{ MeV}/c^2$ and $\Gamma \sim 150 \text{ MeV}/c^2$ which decays to $K\bar{K}$ mostly, and one possible new state $f_0(1790)$ with $M \sim 1790 \text{ MeV}/c^2$ and $\Gamma \sim 270 \text{ MeV}/c^2$ which couples to $\pi\pi$ stronger than to $K\bar{K}$. However, the existence of the second scalar particle needs confirmation: the signal observed in $\phi f_0(1790)$ is rather in the edge of the phase space,

and the reconstruction efficiency of the ϕ decreases dramatically as the momentum of the ϕ decreases thus the momentum of the kaon from ϕ decays is very low and can not be detected. Furthermore, there are wide higher mass scalar states above $2 \text{ GeV}/c^2$ as observed in $\gamma\pi^+\pi^-$ (Fig. 2e) and $\gamma K\bar{K}$ [5], whose tails may interfere with the $f_0(1710)$ and produce structure near the edge of the phase space.

The use of these measurements for understanding the nature of the scalar particles can be found in Refs. [16, 17, 18, 19], where the J/ψ decay dynamics and the fractions of the possible $q\bar{q}$ and glueball components in the states are examined.

3.2. Pair production of scalars in $\chi_{c0} \rightarrow \pi^+\pi^-K^+K^-$

Partial wave analysis of $\chi_{c0} \rightarrow \pi^+\pi^-K^+K^-$ is performed [20] using χ_{c0} produced in ψ' decays at BESII. In 14 M produced ψ' events, 1371 $\psi' \rightarrow \gamma\chi_{c0}$, $\chi_{c0} \rightarrow \pi^+\pi^-K^+K^-$ candidates are selected with around 3% background contamination.

Fig. 3(a) shows the scatter plot of K^+K^- versus $\pi^+\pi^-$ invariant mass which provides further information on the intermediate resonant decay modes for $(\pi^+\pi^-)(K^+K^-)$ decay, while Fig. 3(b) shows the scatter plot of $K^+\pi^-$ versus $K^-\pi^+$ invariant masses for the resonances with strange quark.

Besides $(\pi\pi)(KK)$ and $(K\pi)(K\pi)$ modes, $(K\pi\pi)K$ mode which leads to a measurement of $K_1(1270)K$ and $K_1(1400)K$ decay processes is also included in the fit. The PWA results are summarized in Table 1. From these results, we notice that scalar resonances have larger decay fractions compared to those of tensors, and such decays provide a relatively clean laboratory to study the properties of scalars, such as $f_0(980)$, $f_0(1370)$, $f_0(1710)$, and so forth. The upper limits of the pair production of the scalar mesons which are less significant are determined at the 90% C.L. to be

$$\begin{aligned} \mathcal{B}[\chi_{c0} \rightarrow f_0(1370)f_0(1370)]\mathcal{B}[f_0(1370) \rightarrow \pi^+\pi^-]\mathcal{B}[f_0(1370) \rightarrow K^+K^-] &< 2.9 \times 10^{-4}, \\ \mathcal{B}[\chi_{c0} \rightarrow f_0(1370)f_0(1500)]\mathcal{B}[f_0(1370) \rightarrow \pi^+\pi^-]\mathcal{B}[f_0(1500) \rightarrow K^+K^-] &< 1.8 \times 10^{-4}, \end{aligned}$$

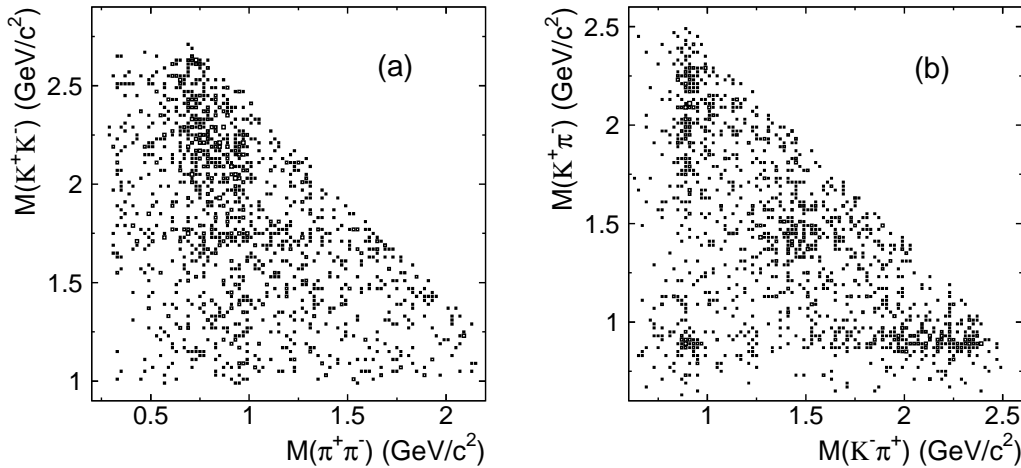


FIGURE 3. The scatter plots of (a) K^+K^- versus $\pi^+\pi^-$ and (b) $K^+\pi^-$ versus $K^-\pi^+$ invariant mass for selected $\psi' \rightarrow \gamma\chi_{c0}$, $\chi_{c0} \rightarrow \pi^+\pi^-K^+K^-$ events.

$$\begin{aligned}
&\mathcal{B}[\chi_{c0} \rightarrow f_0(1500)f_0(1370)]\mathcal{B}[f_0(1500) \rightarrow \pi^+\pi^-]\mathcal{B}[f_0(1370) \rightarrow K^+K^-] < 1.4 \times 10^{-4}, \\
&\mathcal{B}[\chi_{c0} \rightarrow f_0(1500)f_0(1500)]\mathcal{B}[f_0(1500) \rightarrow \pi^+\pi^-]\mathcal{B}[f_0(1500) \rightarrow K^+K^-] < 0.55 \times 10^{-4}, \\
&\mathcal{B}[\chi_{c0} \rightarrow f_0(1500)f_0(1710)]\mathcal{B}[f_0(1500) \rightarrow \pi^+\pi^-]\mathcal{B}[f_0(1710) \rightarrow K^+K^-] < 0.73 \times 10^{-4}.
\end{aligned}$$

TABLE 1. Summary of the $\chi_{c0} \rightarrow \pi^+\pi^-K^+K^-$ results, where X represents the intermediate decay modes, N^{fit} is the number of fitted events, and s.s. indicates signal significance.

Decay mode (X)	N^{fit}	Branching ratio (10^{-4}) $\mathcal{B}[\chi_{c0} \rightarrow X \rightarrow \pi^+\pi^-K^+K^-]$	s.s.
$f_0(980)f_0(980)$	27.9 ± 8.7	$3.46 \pm 1.08^{+1.93}_{-1.57}$	5.3σ
$f_0(980)f_0(2200)$	77.1 ± 13.0	$8.42 \pm 1.42^{+1.65}_{-2.29}$	7.1σ
$f_0(1370)f_0(1710)$	60.6 ± 15.7	$7.12 \pm 1.85^{+3.28}_{-1.68}$	6.5σ
$K^*(892)^0\bar{K}^*(892)^0$	64.5 ± 13.5	$8.09 \pm 1.69^{+2.29}_{-1.99}$	7.1σ
$K_0^*(1430)\bar{K}_0^*(1430)$	82.9 ± 18.8	$10.44 \pm 2.37^{+3.05}_{-1.90}$	7.2σ
$K_0^*(1430)\bar{K}_2^*(1430) + c.c.$	62.0 ± 12.1	$8.49 \pm 1.66^{+1.32}_{-1.99}$	8.7σ
$K_1(1270)^+K^- + c.c.$			
$K_1(1270) \rightarrow K\rho(770)$	68.3 ± 13.4	$9.32 \pm 1.83^{+1.81}_{-1.64}$	8.6σ
$K_1(1400)^+K^- + c.c.$			
$K_1(1400) \rightarrow K^*(892)\pi$	19.7 ± 8.9	< 11.9 (90% C.L.)	2.7σ

The above results supply important information on the understanding of the natures of the scalar states [21].

3.3. Comments on the PWA

PWA is extensively used in extracting physics information from the experimental data, all the information listed above in this section is from PWA. While we know the PWA uses the information in the full phase space for physics study so that it is more powerful than working in one dimension (invariant mass, for example) or a bit higher dimension, it suffers from too many free parameters and other technical problems.

First of all, the experimental data are all affected by the finite resolution in momentum, energy, or direction measurement, this was not considered in current analyses; secondly, the parametrization of the resonance, especially the wide resonance, still have room to improve. Finally, the effect of the imperfect simulation of the detectors is hard to be considered in a fit with a few ten or even more free parameters. These effects may not be significant when the statistics is low, however, as the statistics increases, all these effects will possibly produce significant fake signals. How to handle these, if not now, at least in the near future, should be studied since high luminosity experiments will be soon available.

Studying the papers dealing with the PWA, it is found that two important information are missing in most of the analyses, which are the goodness-of-fit and the correlation coefficients between the fit out parameters.

In many of the analyses, the comparison to the alternative fits are given to show the fit is the best among all the fits tested, however this does not guarantee the fit used in the

analysis is reliable, just like a fit to a Gaussian using a 2nd order polynomial is better than using a straight line, but does not mean the fit is acceptable. To give the goodness-of-fit is not easy in case of PWA since the fitting function is always very complicated. A possible way is to supply a simple χ^2 test in one or multi-dimension as has been done in Ref. [20], although not perfect, it shows the reader a feeling how the fit describes the data. Another possible way is try to use toy Monte Carlo to get the expected distribution of the χ^2 or the likelihood after generating many MC samples using the fit out parameters as input, and compare with the one got from the fit to the data — this may be a bit time consuming, however, it is more reliable since the detector effects are considered.

The parameters from the fit are generally correlated, and sometimes, some variables are highly correlated, in this case, only reporting the diagonal error is not enough. This is extremely important when there are two nearby resonances with strong interference, they are anti-correlated and one component will increase (decrease) as the other decrease (increase) to make the total contribution unchanged. Neglecting this in the theoretical analysis will also be dangerous. Another effect of the correlation is the significance of the signal may be affected strongly, that is, a declared significance may not be as high as that determined when there is no correlation, and vice versa.

4. “ $\rho\pi$ PUZZLE” IN VECTOR CHARMONIA DECAY

From perturbative QCD (pQCD), it is expected that both J/ψ and ψ' decaying into light hadrons are dominated by the annihilation of $c\bar{c}$ into three gluons or one virtual photon, with a width proportional to the square of the wave function at the origin [22]. This yields the pQCD “12% rule”,

$$Q_h = \frac{\mathcal{B}_{\psi' \rightarrow h}}{\mathcal{B}_{J/\psi \rightarrow h}} = \frac{\mathcal{B}_{\psi' \rightarrow e^+e^-}}{\mathcal{B}_{J/\psi \rightarrow e^+e^-}} \approx 12\%. \quad (1)$$

A large violation of this rule was first observed in decays to $\rho\pi$ and $K^{*+}K^- + c.c.$ by Mark II [23], known as *the $\rho\pi$ puzzle*, where only upper limits on the branching fractions were reported in ψ' decays. Since then, many two-body decay modes of the ψ' have been measured by the BES collaboration and recently by the CLEO collaboration; some decays obey the rule while others violate it [24, 25].

The extension of the above rule to ψ'' is straightforward, in the same scheme, one would expect

$$Q'_h = \frac{\mathcal{B}_{\psi'' \rightarrow h}}{\mathcal{B}_{J/\psi \rightarrow h}} = \frac{\mathcal{B}_{\psi'' \rightarrow e^+e^-}}{\mathcal{B}_{J/\psi \rightarrow e^+e^-}} \approx 1.9 \times 10^{-4}. \quad (2)$$

As the ψ'' data samples are available both at BESII and CLEOc, the search for the decays of ψ'' into light hadrons was performed. Since ψ'' is above the charm threshold, it is expected the dominant decays of it is to charmed meson pairs, however, large fraction of charmless decays of ψ'' is expected if ψ'' is a mixture of S - and D -wave charmonium states and the mixing is responsible for the “12% rule” violation in J/ψ and ψ' decays. The above two rules may be tested by the large data samples of J/ψ , ψ' , and ψ'' at both BESII and CLEOc.

4.1. $\psi \rightarrow \rho\pi$: current status

The $\rho\pi$ mode of the vector charmonia decays is essential for this study, since this is the first puzzling channel found in J/ψ and ψ' decays. The new measurements, together with the old information, show us a new picture of the charmonium decay dynamics.

4.1.1. $J/\psi \rightarrow \pi^+\pi^-\pi^0$

BESII measured the $J/\psi \rightarrow \pi^+\pi^-\pi^0$ branching fraction using its J/ψ and $\psi' \rightarrow J/\psi\pi^+\pi^-$ data samples [26], and BARBAR measured the same branching fraction using J/ψ events produced by initial state radiative (ISR) events at $\sqrt{s} = 10.58$ GeV [27]. Together with the measurement from Mark-II [23], we get a weighted average of the $\mathcal{B}(J/\psi \rightarrow \pi^+\pi^-\pi^0) = (2.00 \pm 0.09)\%$.

To extract the $J/\psi \rightarrow \rho\pi$ branching fraction, PWA is needed to consider the possible contribution from the excited ρ states, the only available information on the fraction of $\rho\pi$ in $J/\psi \rightarrow \pi^+\pi^-\pi^0$ was got at Mark-III. Using the information given in Ref. [28], we estimate $\frac{\mathcal{B}(J/\psi \rightarrow \rho\pi)}{\mathcal{B}(J/\psi \rightarrow \pi^+\pi^-\pi^0)} = 1.17(1 \pm 10\%)$, with the error from an educated guess based on the information in the paper since we have no access to the covariant matrix from the fit showed in the paper. From this number and the $\mathcal{B}(J/\psi \rightarrow \pi^+\pi^-\pi^0)$ got above, we estimate $\mathcal{B}(J/\psi \rightarrow \rho\pi) = (2.34 \pm 0.26)\%$. This is substantially larger than the world average listed by PDG [5], which is $(1.27 \pm 0.09)\%$.

4.1.2. $\psi' \rightarrow \pi^+\pi^-\pi^0$

$\psi' \rightarrow \rho\pi$ was studied both at BESII [29] and CLEOc [25]. After selecting two charged pions and two photons, clear π^0 signals are observed in the two photon invariant mass spectra, the numbers of signals are found to be 229 and 196 from BESII (shown in left plot of Fig. 4 as an example) and CLEOc respectively, and the branching fraction of $\psi' \rightarrow \pi^+\pi^-\pi^0$ is measured to be $(18.1 \pm 1.8 \pm 1.9) \times 10^{-5}$ and $(18.8_{-1.5}^{+1.6} \pm 1.9) \times 10^{-5}$ at BESII and CLEOc respectively. The two experiments give results in good agreement with each other. The Dalitz plot of $\psi' \rightarrow \pi^+\pi^-\pi^0$ events (right plot of Fig. 4) shows very different signature from that of $J/\psi \rightarrow \pi^+\pi^-\pi^0$ decays, there are lots of events in the center part of the Dalitz plot in the former case, while in the latter, almost all the events are in the ρ mass region and there is almost nothing in the center of the Dalitz plot.

To extract the branching fraction of $\psi' \rightarrow \rho\pi$, however, BESII uses a PWA including the high mass ρ states and the interference between them, while CLEOc counts the number of events by applying a ρ mass cut. The branching fraction from BESII is $(5.1 \pm 0.7 \pm 1.1) \times 10^{-5}$, while that from CLEOc is $(2.4_{-0.7}^{+0.8} \pm 0.2) \times 10^{-5}$, the difference is large. Although big difference exist between BESII and CLEOc results exist, these do mean the $\psi' \rightarrow \rho\pi$ signal exists, rather than the signal is completely missing as has been guessed before. If we take a weighted average neglecting the difference between the two measurements, we get $\mathcal{B}(\psi' \rightarrow \rho\pi) = (3.1 \pm 0.7) \times 10^{-5}$.

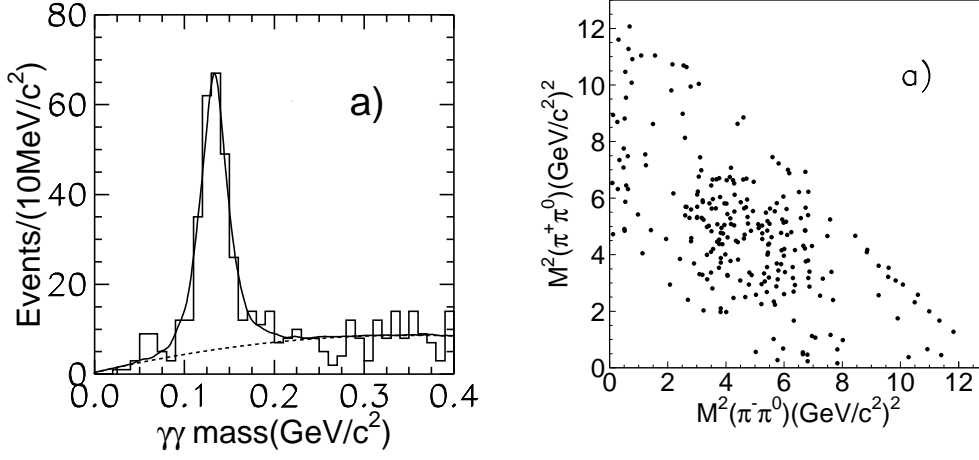


FIGURE 4. Two photon invariant mass distribution (left) and the Dalitz plot (right) after final selection for BESII ψ' data. The histograms are data, and the curves show the best fits.

Comparing $\mathcal{B}(\psi' \rightarrow \rho\pi)$ with $\mathcal{B}(J/\psi \rightarrow \rho\pi)$, one gets

$$Q_{\rho\pi} = \frac{\mathcal{B}(\psi' \rightarrow \rho\pi)}{\mathcal{B}(J/\psi \rightarrow \rho\pi)} = (0.13 \pm 0.03)\%.$$

The suppression compared to the 12% rule is obvious.

4.1.3. $\psi'' \rightarrow \pi^+\pi^-\pi^0$

It has been pointed out that the continuum amplitude plays an important role in measuring ψ'' decays into light hadrons [30]. In fact, there are two issues need to be clarified in ψ'' decays, that is whether ψ'' decays into light hadrons really exist, and if it exists, how large is it. By comparing the cross sections of $e^+e^- \rightarrow \pi^+\pi^-\pi^0$ at the ψ'' resonance peak ($\sqrt{s} = 3.773$ GeV) and at a continuum energy point ($\sqrt{s} = 3.65$ GeV at BESII and 3.671 GeV at CLEOc) below the ψ' peak, both BESII and CLEOc found that $\sigma(e^+e^- \rightarrow \pi^+\pi^-\pi^0)$ at continuum is larger than that at ψ'' resonance peak. The average of the two experiments [31, 32] are

$$\sigma(e^+e^- \rightarrow \pi^+\pi^-\pi^0)_{\text{on}} = 7.5 \pm 1.2 \text{ pb},$$

$$\sigma(e^+e^- \rightarrow \pi^+\pi^-\pi^0)_{\text{off}} = 13.7 \pm 2.6 \text{ pb}.$$

The difference, after considering the form factor variation between 3.65 and 3.773 GeV, is still significant, and it indicates there is an amplitude from ψ'' decays which interferes destructively with the continuum amplitude, which makes the cross section at the ψ'' peak smaller than the pure contribution of continuum process.

For the $\rho\pi$ mode, BESII can only give upper limit of its cross section due to the limited statistics of the data sample, the upper limit at 90% C. L. is found to be 6.0 pb [31]

at the ψ'' peak, which is in consistent with the measurement from CLEOc using a much larger data sample: $\sigma(e^+e^- \rightarrow \rho\pi)_{\text{on}} = 4.4 \pm 0.6 \text{ pb}$ [32]; while the cross section at the continuum is $8.0_{-1.4}^{+1.7} \pm 0.9 \text{ pb}$ measured by CLEOc.

To extract the information on the $\psi'' \rightarrow \rho\pi$ branching fraction, BESII developed a method based on the measured cross sections at ψ'' resonance peak and at the continuum [31]. By neglecting the electromagnetic decay amplitude of ψ'' , there are two amplitudes contribute to the cross section at the ψ'' peak, the strong decay amplitude of ψ'' and the continuum amplitude. Taking the continuum amplitude as a real number, the ψ'' strong decay amplitude is described as one real number for the magnitude, and one phase between ψ'' strong and electromagnetic decays to describe the relative phase between the two amplitudes. Since only two measurements are available (at ψ'' peak and at continuum), one can only extract ψ'' decay branching fraction as a function of the relative phase. BESII measurement on the upper limit of the $e^+e^- \rightarrow \rho\pi$ cross section at ψ'' peak, together with the CLEOc measurement of the continuum cross section restrict the physics region of the branching fraction and the relative phase as shown in Fig. 5(left). From the Figure, we see that the branching fraction of $\psi'' \rightarrow \rho\pi$ is restricted within 6×10^{-6} and 2.4×10^{-3} , and the phase is between -150° and -20° , at 90% C.L.

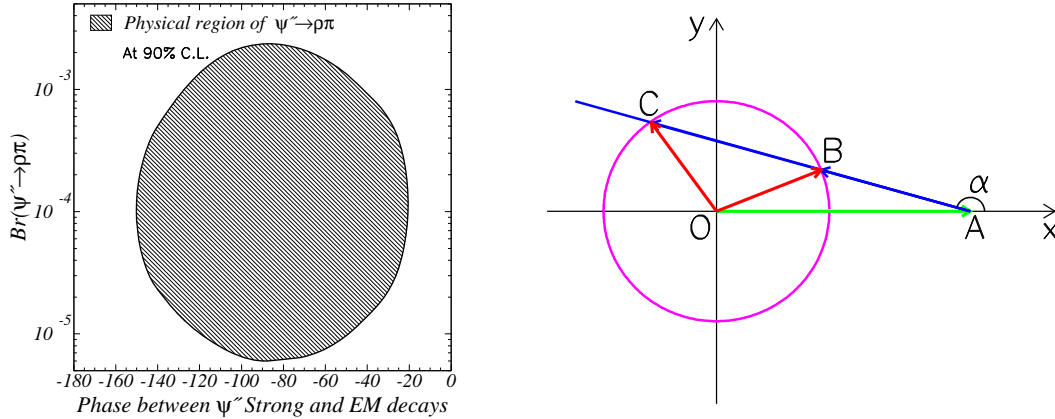


FIGURE 5. Physics region on $\mathcal{B}(\psi'' \rightarrow \rho\pi)$ and the relative phase between ψ'' strong and electromagnetic decays from BESII (left); and the illustration of the two solutions in ψ'' decays (right): \vec{OA} represents the continuum amplitudes, \vec{OB} or \vec{OC} represents the peak amplitudes, and \vec{AB} and \vec{AC} are the two solutions for the resonance decay amplitudes, α is the relative phase between continuum amplitude and the ψ'' strong decay amplitude, including the relative phase ϕ and the relative phase between continuum and ψ'' Breit-Wigner amplitudes.

The observation of the $e^+e^- \rightarrow \rho\pi$ signal at ψ'' peak and the measurement of the cross section [32] at CLEOc further make the physical region in the branching ratio and relative phase plane smaller: the CLEOc measurement gives a similar out bound of the physical region as BES gives, while also indicates the central part of the physical region in Fig. 5(left) is not allowed by physics. By using a toy Monte Carlo to simulate the CLEOc selection criteria and the interference between resonance and continuum amplitudes, we found that the $\psi'' \rightarrow \rho\pi$ branching fraction could be either $(2.1 \pm 0.3) \times 10^{-3}$ or $(2.4_{-2.0}^{+3.4}) \times 10^{-5}$ from the CLEOc measurements, if the relative phase between ψ'' strong and electromagnetic decay amplitudes is -90° as observed in J/ψ and ψ' decays [33].

The reason why there are two solutions for ψ'' decays can be understood as illustrated in Fig. 5b. If we take the continuum amplitude as a real number, it can be shown as a vector along the real axis in the complex plane, the total cross section at ψ'' peak only gives the magnitude of the total amplitude and it is shown as a circle in the plot, the amplitude of the ψ'' decays, represented by a vector connecting the end of the continuum amplitude and the end of the total amplitude may have two cross points with the circle, representing the two solutions of the ψ'' decay amplitudes, and thus the branching fractions. Only in some very special cases, there is only one solution. The angle between the continuum amplitude and the ψ'' decay amplitudes is shown in the plot as α , it is the sum of the relative phase ϕ between the strong and electromagnetic decays of ψ'' , and the phase from Breit-Wigner function for the ψ'' resonance. It can be seen that, the two solution only happens when the cross section at continuum is larger than or equal to that at ψ'' peak; otherwise, there is only one solution, as in $\psi' \rightarrow \rho\pi$ case. However, as in physics, there is only one ψ'' decay branching fraction, there must be a way to extract the ψ'' decay branching fraction experimentally, this could be made possible if one more data sample is taken at a different energy point, for example, in the shoulder of the ψ'' resonance; furthermore, if one even wants to get the value of the relative phase, one more data point is necessary. In total, to get concrete physics information on the ψ'' decay branching fraction, at least data samples at four different energy points are needed, better have one point far from the resonance, so that it gives absolute measurement of the continuum amplitude.

Based on current data samples, one gets

$$Q'_{\rho\pi} = \frac{\mathcal{B}(\psi'' \rightarrow \rho\pi)}{\mathcal{B}(J/\psi \rightarrow \rho\pi)} = (9.0 \pm 1.6)\% \text{ or } (0.10^{+0.15}_{-0.09})\%,$$

to be compared with the pQCD prediction of 0.019% if ψ'' is pure D -wave charmonium.

4.2. Other studies and comments

There are many more new measurements on ψ' decays for the extensive study of the “12% rule” [24, 34, 25], among which the Vector-Pseudoscalar (VP) modes are measured at first priority. The ratios of the branching fractions are all suppressed for these VP modes compared with the 12% rule. The multi-hadron modes and the Baryon-antibaryon modes are either suppressed, or enhanced, or normal, which are very hard to categorize simply. The various models, developed for interpreting specific mode may hard to find solution for all these newly observed modes.

The ψ'' decays into light hadrons were searched for in various ψ'' decay modes, including VP and multi-hadron modes [32, 35]. However, only the comparison between the cross sections at continuum and those at ψ'' resonance peak are given, instead of giving the ψ'' decay branching fractions. In current circumstances, it is still not clear whether the ψ'' decays into light hadrons with large branching fractions, since, as has been shown in the $\rho\pi$ case, there could be two solutions for the branching fraction, and the two values could be very different.

As the luminosity at the ψ'' peak is large enough, current study is limited by the low statistics at the continuum: at CLEOc, the luminosity at continuum is more than an order of magnitude smaller than that at peak, this prevents from a high precision comparison between the cross sections at the two energy points. One conclusion we can draw from the existing data is that the measurements do not contradict with the assumption that the relative phase between ψ'' strong and electromagnetic decay amplitudes is around -90° , and the ψ'' decays into light hadrons could be large.

The study of the $\rho\pi$ puzzle between ψ' and J/ψ decays and the charmless decays of ψ'' should not be isolated as they were since J/ψ , ψ' and ψ'' are all charmonium states with very similar quantum numbers, and it is expected ψ' and ψ'' are the mixtures of $2S$ and $1D$ states [36]. In developing models to solve one of the problems, the others should also be considered. There have been a few models developed following this line or can be easily extended to all these three states, like the S - and D -wave charmonia mixing model [36], the $D\bar{D}$ re-annihilation in ψ'' [37], the four-quark component in ψ'' [38], and survival $c\bar{c}$ in ψ' [39], and so on. Experimentally testable predictions are welcome for validating the models.

One further observation is that many of the attempts to interpret the $\rho\pi$ puzzle are based on the potential models for the charmonium which were developed more than 20 years ago, as the B-factories discovered many new charmonium states [40] which are hard to be explained in the potential models, it may indicate even the properties of J/ψ , ψ' and ψ'' are not as expected from the potential models. The further understanding of the other high mass charmonium states may shed light on the understanding of the low lying ones.

5. SUMMARY

There are many new results on hadron spectroscopy from the charmonium decays from BES and CLEOc experiments. While many analyses supply more information on the known states like the light scalar particles to understand the nature of them, there are also new observations which may indicate there are still something unexpected in the low energy regime such as the possible existing baryonium. The decay properties of the vector charmonium states, although have been studied for more than three decades, is still far from being understood, one extreme example is the “ $\rho\pi$ puzzle” in J/ψ and ψ' decays. Further studies of all these are expected from the BESIII at BEPCII which will start its data taking in 2007.

ACKNOWLEDGMENTS

The author would like thank the organizer for the invitation to give the talk, and for the successful organization of the conference. I would also like to thank Dr. Xiaohu Mo, Dr. Ping Wang and Dr. Zheng Wang for their contributions and for many helpful discussions. I also thank Dr. Liaoyuan Dong, Dr. Zijin Guo, Dr. Yingchun Zhu and Dr. R. Briere for their help in preparing the talk and this paper.

REFERENCES

1. BES Collaboration, J. Z. Bai *et al.*, Nucl. Instr. Meth. A **344**, 319 (1994); A **458**, 627 (2001).
2. CLEO-c Collaboration, CLEO-c and CESR-c: A New Frontier of Weak and Strong Interactions, CLNS 01/1742.
3. BES Collaboration, M. Ablikim *et al.*, hep-ex/0508025, accepted by Phys. Rev. Lett.
4. BES Collaboration, J.Z. Bai *et al.*, Phys. Rev. Lett. **91**, 022001 (2003).
5. Particle Data Group, S. Eidelman *et al.*, Phys. Lett. B **592**, 1 (2004).
6. BES Collaboration, J.Z. Bai *et al.*, Phys. Lett. **B446**, 356 (1999).
7. B.S. Zou and H.C. Chiang, Phys. Rev. D **69**, 034004 (2003).
8. A. Sibirtsev *et al.*, Phys. Rev. D **71**, 054010 (2005).
9. G.J. Ding and M.L. Yan, Phys. Rev. C **72**, 015208 (2005).
10. S.L. Zhu and C.S. Gao, hep-ph/0507050.
11. BES Collaboration, M. Ablikim *et al.*, Phys. Lett. B **598**, 149 (2004).
12. BES Collaboration, M. Ablikim *et al.*, Phys. Lett. B **603**, 138 (2004).
13. BES Collaboration, M. Ablikim *et al.*, Phys. Lett. B **607**, 243 (2004).
14. BES Collaboration, J. Z. Bai *et al.*, Phys. Rev. D **68**, 052003 (2003).
15. Y.S. Zhu (for the BES Collaboration), this conference.
16. L. Roca *et al.*, Nucl. Phys. A **744**, 127 (2004).
17. D. Bugg, this conference.
18. F. Close and Q. Zhao, hep-ph/0504043.
19. Q. Zhao, B.S. Zou and Z.B. Ma, hep-ph/0508088.
20. BES Collaboration, M. Ablikim, *et al.*, hep-ex/0508050.
21. Q. Zhao, hep-ph/0508086.
22. T. Appelquist and H. D. Politzer, Phys. Rev. Lett. **34**, 43 (1975); A. De Rújula and S. L. Glashow, Phys. Rev. Lett. **34**, 46 (1975).
23. Mark II Collaboration, M. E. B. Franklin *et al.*, Phys. Rev. Lett. **51**, 963 (1983).
24. Many results may be found in Ref. [5]; more recent results may be found in BES Collaboration, J. Z. Bai *et al.*, Phys. Rev. D **69**, 072001 (2004); Phys. Rev. Lett. **92**, 052001 (2004); BES Collaboration, M. Ablikim *et al.*, Phys. Rev. D **70**, 112007 (2004); Phys. Rev. D **70**, 112003 (2004); and Phys. Lett. B **614**, 37 (2005).
25. CLEO Collaboration, N. E. Adam *et al.*, Phys. Rev. Lett. **94**, 012005 (2005).
26. BES Collaboration, J. Z. Bai *et al.*, Phys. Rev. D **70**, 012005 (2004).
27. BES Collaboration, J. Z. Bai *et al.*, Phys. Rev. D **70**, 072004 (2004).
28. MARK-III Collaboration, L. Chen and W.M. Dunwoodie, in *Proceedings of Hadron 91 Conference, College Park, Maryland, 1991*, p. 100, SLAC-PUB-5674 (1991).
29. BES Collaboration, M. Ablikim *et al.*, Phys. Lett. B **619**, 247 (2005).
30. P. Wang, X. H. Mo and C. Z. Yuan, Phys. Lett. B **574**, 41 (2003).
31. BES Collaboration, M. Ablikim *et al.*, hep-ex/0507092, Phys. Rev. D (in press).
32. CLEO Collaboration, G.S. Adams *et al.*, hep-ex/0509011.
33. P. Wang, C. Z. Yuan and X. H. Mo, Phys. Rev. D **69**, 057502 (2004).
34. BES Collaboration, M. Ablikim *et al.*, Phys. Rev. D **71**, 072006 (2005); CLEO Collaboration, R. A. Briere *et al.*, Phys. Rev. Lett. **95**, 062001 (2005); CLEO Collaboration, T. K. Pedlar *et al.*, Phys. Rev. D **72**, 051108(R) (2005). X. H. Mo (for the BES Collaboration), this conference.
35. CLEO Collaboration, G. S. Huang *et al.*, hep-ex/0509046.
36. J. L. Rosner, Phys. Rev. D **64**, 094002 (2001).
37. J. L. Rosner, hep-ph/0405196.
38. M. Voloshin, Phys. Rev. D **71**, 114003 (2005).
39. P. Artoisenet, J. M. Gerard and J. Weyers, hep-ph/0506325; J. M. Gérard and J. Weyers, Phys. Lett. B **462**, 324 (1999).
40. K. K. Seth, this conference.