


DI-PHOTON AND PHOTON+B/C PRODUCTION CROSS SECTIONS AT ECM=2TEV

R. MCNULTY

(on behalf of the CDF collaboration)

*Department of Physics, University College Dublin,
Belfield, Dublin 4, Ireland.*



The inclusive di-photon cross-section is measured in the central region and found to be in good agreement with NLO QCD predictions. Cross-sections are presented for events containing an energetic photon in addition to a heavy flavour jet. The ratio of photon+c to photon+b events is also measured. Results are currently statistically limited and in agreement with Pythia predictions.

1 Introduction

Events containing photons can be used to test QCD predictions and to explore physics processes beyond the Standard Model. We describe the results of two analyses using data taken by the CDF collaboration: one measures the cross-section for inclusive di-photon production; the other the cross-section for events containing photons accompanied by heavy flavour jets.

2 Photon Detection at CDF

RunII at the Tevatron collider started in 2001 and by the end of 2003, the CDF experiment had recorded over 300pb^{-1} of data. Between 67pb^{-1} and 207pb^{-1} have been used in the analyses presented here. Photons are detected in CDF as the presence of deposits in the electromagnetic calorimeters which are not associated with charged track extrapolations. The main background to the identification of single photons comes from the decays of neutral mesons and in particular energetic π^0 s. Two independent methods are used in order to separate the signal from background.

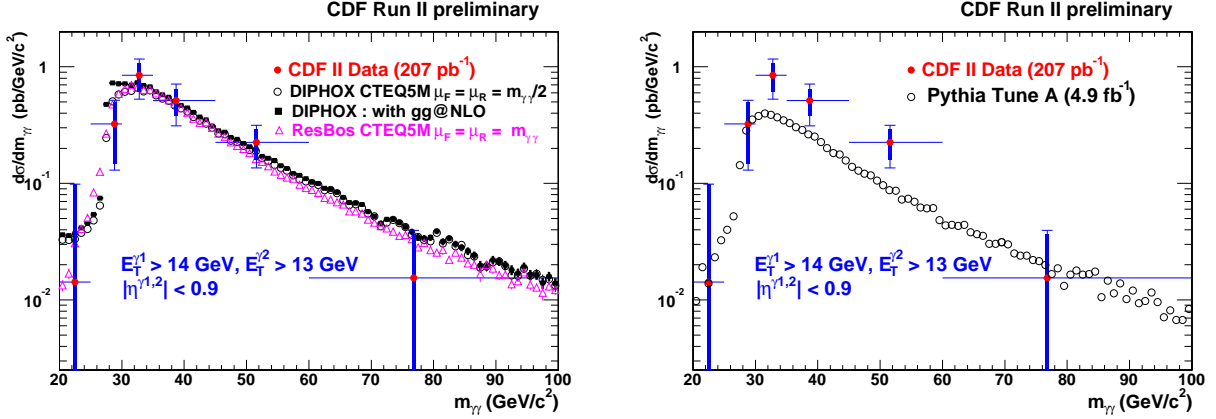


Figure 1: Invariant mass of di-photons for data compared to DIPHOX and ResBos (left) and Pythia (right).

2.1 The CES method

The first method depends on the Central Electromagnetic Shower (CES) profile. Energetic π^0 s decay to two overlapping photons which can not be resolved in the calorimeter. The CES, situated at the position of maximum lateral shower extent inside the calorimeter, has finer segmentation and can distinguish between photons and π^0 s on the basis of shower profile. The CES method uses this information to assign a weight to each electromagnetic deposit according to the likelihood of it being due to a photon or a π^0 . This method is most effective for lower energy π^0 s where the photons are more separated; above 35GeV the opening angle of the two photons is too small to allow a discrimination.

2.2 The CPR method

The second method makes use of the Central PreRadiator (CPR) which is a gas chamber located on the front face of the central calorimeter. The probability for a photon to convert before reaching the CPR is about 60%. A signal in the CPR is thus more likely to originate from a π^0 than a single photon and the response of the CPR can be used to assign a likelihood to a calorimeter deposit being due to a single photon. This method is applicable at all photon energies and is used in particular above 35GeV.

3 Measurement of the di-photon Cross-section

The motivations for a measurement of the cross-section of events containing two isolated photons are threefold: firstly, it is a test of QCD; secondly it has sensitivity to new physics processes; and thirdly it will be the major background process to a Higgs search at the LHC¹ for a Higgs with mass below 150GeV, where the most promising detection mechanism appears to be $H \rightarrow \gamma\gamma$.

The analysis requires two energetic photons, one greater than 14GeV the other above 13GeV, within a rapidity of $|\eta| < 0.9$. From 207pb^{-1} of data a sample of 573 candidates was obtained of which 45% were estimated to be di-photon events. The distribution of events was compared to three simulations: ResBos²; DIPHOX³; and Pythia⁴. Both ResBos and DIPHOX are NLO predictions whilst Pythia is a LO calculation. DIPHOX includes NLO fragmentation contributions while ResBos uses LO fragmentation.⁵

Fig. 1 shows the differential cross-section as a function of the invariant mass of the di-photon system. The data are compared to DIPHOX and ResBos, both using CTEQ5M structure functions. Good agreement is observed between the data and both simulations. The dominant

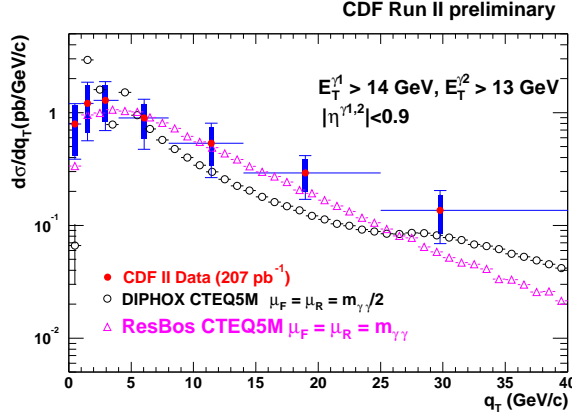


Figure 2: Distribution of q_T of the di-photon system for data compared to DIPHOX and ResBos.

production process for events producing a low invariant mass of the two photons is through gluon-gluon fusion while high invariant mass events are principally produced by quark annihilation. DIPHOX originally included just a LO contribution for the gluon-gluon contribution. The effect of adding higher order corrections for gluon-gluon contribution⁶ results in a slight change to the spectrum at low mass, as expected. However, the data is not yet sensitive enough to discriminate between these predictions. On the other hand, as also shown in Fig.1, the data is not in agreement with (leading order) Pythia, the data points lying significantly above the theoretical curve; nonetheless the shape (after tuning⁷) is consistent.

Perhaps more interesting from a theoretical point of view and to make predictions at LHC energies is the differential cross-section as a function of q_T , the transverse momentum of the photon system. Fig. 2 shows the data compared to both DIPHOX and ResBos. In common to any fixed order calculation, DIPHOX suffers infra-red divergences. Due to the isolation requirements imposed experimentally to detect photons, this results in a singularity (see³ for more discussion) the effect of which is visible at about 4GeV where the prediction is untrustworthy. In contrast, ResBos resums the effects of soft and/or collinear gluon emissions to all orders and predicts a smooth q_T distribution.

4 Measurements of Photon+b and Photon+c Cross-sections

These measurements test QCD predictions of heavy flavour production and are sensitive to physics beyond the standard model, for example the production of excited quarks or GMSB where neutralinos decay radiatively to gravitinos⁸. A measurement of the ratio of both processes is also of interest. It might be expected that photon+c events will be four times more plentiful than photon+b events. However this prediction must be modified by the relative number of b and c quarks events. In particular, the theoretical prediction includes a contribution coming from the charm content of the proton and thus the experimental measurement has sensitivity to this structure function.

The analysis chose events with a photon of $|\eta| < 1$ and energy above 25GeV accompanied by a jet within which a secondary vertex could be determined. Secondary vertices could be due to the lifetime content of b- or c-quark events or sometimes to the combination of a poorly measured track with other tracks. The relative contributions coming from events containing b,c, and other quarks were determined from the distribution of the invariant mass of tracks associated to the secondary vertex. Simulations showed that b-induced events had higher average masses than c-induced events which in turn were more massive than other events. Templates representative of each species were fit to the data spectrum in order to calculate the relative amounts of each

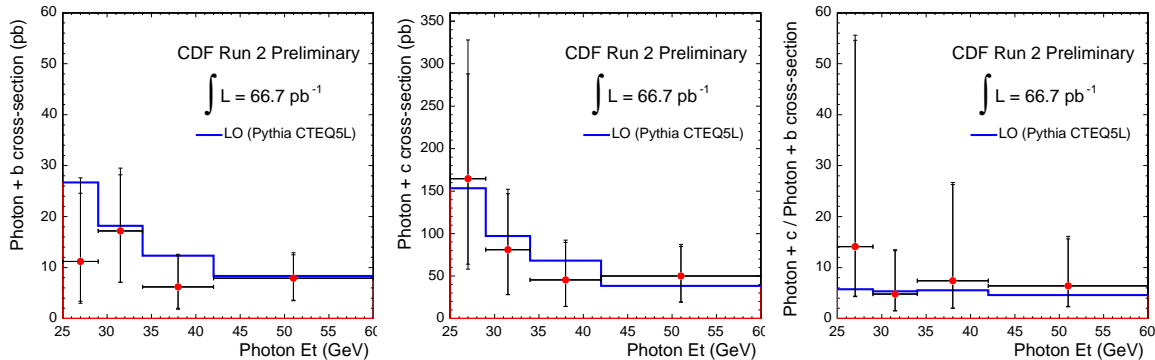


Figure 3: Cross-sections for events containing photons plus b-quarks (left) and photons plus c-quarks (centre). Points are data; the line is the Pythia prediction. The ratio of photon+c to photon+b is plotted on the right.

contribution.

The fits were performed in four bins of photon transverse energy: 25-29GeV; 29-34GeV; 34-42GeV; and 42-60GeV. The fake photon background was calculated from data using the CPR method. The estimates of the number of photon+b and photon+c events in the sample were turned into a cross-section on dividing by the luminosity and the efficiencies for observing a photon and for tagging a secondary vertex.

The results are shown in Fig. 3 and are seen to be consistent with the leading order Pythia prediction. The measurements are clearly statistically limited at present. The dominant systematics come from the estimation of the heavy-flavour tagging efficiency and from the determination of the jet energy scale. The latter, in addition to other systematics are significantly reduced by instead considering the ratio of cross-section for photon+c to photon+b.

5 Conclusions

Measurements have been made of the cross-sections in the central region for inclusive di-photon production and for photons accompanied by b-quarks and c-quarks. With 207pb^{-1} the di-photon cross-section is in agreement with NLO predictions of DIPHOX and ResBos and disagrees with LO Pythia. With 67pb^{-1} , the photon + heavy flavour production agrees with Pythia LO predictions although the measurement is currently statistically limited. The Tevatron continues to produce data which will allow updates and improvements to both these analyses in the near future.

References

1. ATLAS Collaboration, Detector and Physics Performance TDR, CERN/LHCC/99-14; CMS Collaboration, Electromagnetic Calorimeter TDR, CERN/LHCC/97-33.
2. C. Balazs et al., *Phys. Rev.D* **57** (1998) 6934.
3. T. Binoth et al., *Eur. Phys. J. C* **16** (2000) 311.
4. T. Sjstrand et al. *Computer Phys. Commun.* **135** (2001) 238.
5. T. Binoth et al., *Phys.Rev.* **D63** (2001)114016.
6. Z. Bern et al., *Phys.Rev.***D66**(2002) 074018.
7. T. Affolder et al., *Phys. Rev.***D65** (2002) 092002;
See also http://www.phys.ufl.edu/~rffield/cdf/tunes/rdf_tunes.html
8. T. Affolder et al., *Phys. Rev.D* **65** (2002) 052006.