

Stochastic Approach to Enantiomeric Excess Amplification and Chiral Symmetry Breaking

Yukio SAITO^{*}, Takeshi SUGIMORI[†], and Hiroyuki HYUGA[‡]

Department of Physics, Keio University, Yokohama 223-8522

(Received May 18, 2018)

Stochastic aspects of chemical reaction models related to the Soai reactions as well as to the homochirality in life are studied analytically and numerically by the use of the master equation and random walk model. For systems with a recycling process, a unique final probability distribution is obtained by means of detailed balance conditions. With a nonlinear autocatalysis the distribution has a double-peak structure, indicating the chiral symmetry breaking. This problem is further analyzed by examining eigenvalues and eigenfunctions of the master equation. In the case without recycling process, final probability distributions depend on the initial conditions. In the nonlinear autocatalytic case, time-evolution starting from a complete achiral state leads to a final distribution which differs from that deduced from the nonzero recycling result. This is due to the absence of the detailed balance, and a directed random walk model is shown to give the correct final profile. When the nonlinear autocatalysis is sufficiently strong and the initial state is achiral, the final probability distribution has a double-peak structure, related to the enantiomeric excess amplification. It is argued that with autocatalyses and a very small but nonzero spontaneous production, a single mother scenario could be a main mechanism to produce the homochirality.

KEYWORDS: Soai reaction, homochirality, chirality selection, enantiometric excess, probability distribution, master equation, nonlinear autocatalysis, recycling, directed random walk

1. Introduction

For some organic molecules two kind of stereoisomers that are mutually mirror symmetric are possible to exist, and they are called enantiomers.¹ Two enantiomers are chiral like the left- and the right-hand which cannot be overlapped by translational and rotational transformations. Since their physical properties are mostly the same except the response to the optical polarity, there should be an equal amount of both enantiomers in the production started from achiral substrates. In nature, on the other hand, it has long been known that the chiral symmetry in life is broken;^{2,3} all proteins consist of the left-handed L-amino acids and nearly all sugars belong to the right-handed D-series.⁴ The origin of this homochirality has

^{*}yukio@rk.phys.keio.ac.jp

[†]tsugimor@rk.phys.keio.ac.jp

[‡]hyuga@rk.phys.keio.ac.jp

attracted much attention in relation to the origin of life itself^{1,3,5-7} Ideas explaining the origin of homochirality are categorized in two groups; it is brought by some external advantage factor for one chirality to the other,³ or it happens by accident.⁸ In both cases, however, the degree of excess of one enantiomer to the other is expected very small,^{6,9} and the amplification of enantiomeric excess (ee) is indispensable.

In an open system, Frank proposed long ago a theoretical model which contains autocatalysis and an antagonistic nonlinear process, and he showed that the model leads to a chirality selection.¹⁰ Recently Soai and his coworkers found experimental systems which show the ee amplification.^{11,12} Experiments were performed in a closed system, and the ee amplification was shown to depend on the initial condition. This result is explained by assuming the quadratic autocatalysis.^{13,14} By including a recycling process in addition, it is shown that the system relaxes to a unique final state with a broken chiral symmetry.¹⁵

Most of the theoretical analyses have been performed in terms of deterministic rate equations.¹³⁻²⁴ In the meanwhile, sequences of experimental runs starting from an initial state with no chiral ingredients have been performed.²⁵⁻²⁸ In some runs, the system has a preference to one chirality, and in some other runs to the other chirality. Values of an ee order parameter are distributed wide in a whole possible range. The probability distribution for the ee value has symmetric double peaks at intermediate values of ee with opposite signs. Symmetric profile reflects the fact that there is no preference in the chirality in the initial situation, and the double-peak structure represents that the symmetry breaking is induced in the dynamic evolution. For the description of the probability distribution of populations of chiral species, we have to study the stochastic aspects of the chiral molecule production. There is a stochastic study of a spontaneous and a linear autocatalytic chemical reaction without recycling.^{29,30} Here we study stochastic evolution of systems with more generic chemical reactions; linear as well as nonlinear autocatalysis with and without recycling.

In §2, we present a stochastic model for the production of chiral molecules R and S from an achiral substrate A in a closed system. Transition probabilities contain processes as a spontaneous production, a linear and a quadratic autocatalytic production, and a back reaction which recycles the substrate from the products. In §3, we discuss the shape of the final probability distribution by assuming a detailed balance between production and recycling reactions. This analysis is valid if the final probability distribution is unique, independent of the intermediate path. The peak position of the final probability distribution is found to correspond to the fixed points of the rate equations. With a quadratic autocatalysis, the distribution has a double-peak profile, indicating the chiral symmetry breaking. In §4 the master equation which governs the time evolution of the probability distribution is integrated numerically, and the final distribution is compared with that obtained in the previous section. In most cases two results agree, but if the system has a quadratic autocatalysis without recycling back reaction,

the numerical integration gives rise to a profile different from that expected in the limit of weak recycling. The chiral symmetry breaking in the case with recycling is interpreted in terms of a degeneracy in the eigenvalues of the master equation evolution in §5. The zero eigenvalue state corresponds to the final probability distribution, and with a quadratic autocatalysis the first non-zero eigenvalue approaches zero in the large number limit of the reactants. Without recycling, there are infinitely many degeneracy of eigenvalues at zero, representing the non-ergodicity such that the final probability depends on the initial condition. In §6 a toy model for the system without recycling, a directed random walk model, is proposed. It gives the final probability distribution for a spontaneous and a linear autocatalytic system analytically, and for a quadratic autocatalytic system numerically. The resulting distributions agree with those given by the numerical integration of the master equation in §4. The stochastic approach reveals (i) the single mother scenario of the homochirality: In the case of a very small spontaneous production rate, the first mother chiral species produced by this spontaneous production converts all the substrate molecules into her type of chiral products by some autocatalytic processes, before the second mother of another chiral type is born. (ii) With a quadratic autocatalysis with a moderate value of the rate constant, double peaks appear in a probability distribution at a finite values of the ee order parameter, in agreement with the experimental observation: The spontaneously produced racemic single peak splits due to the nonlinear amplification of chiral imbalance. The result is summarized in the last section.

2. Model and Elementary Processes

In order to understand the stochastic features of chiral symmetry breaking, we use here the simplest model considered previously:¹⁵ An achiral substrate molecule A turns into one of the two enantiomers R or S in a closed system. Only with spontaneous reactions



with the same reaction rate k_0 , it is easily shown that an initial enantiomeric excess (ee) decreases.¹⁵ For the ee amplification, some autocatalytic processes are necessary. We consider two types of autocatalyses; a linear and a quadratic ones. A rate constant of linear autocatalyses



is set k_1 , and that of quadratic autocatalyses



is set k_2 . It is found¹⁵ that additional back reactions from the chiral products R or S to the achiral substrate A , which we call recycling processes hereafter,



select a unique final state with a definite value of the ee: The situation is similar to the symmetry breaking in equilibrium statistical physics, and we call it a chiral symmetry breaking. By denoting the rate of the recycling (4) as λ , the rate equations of the concentrations of chiral enantiomers r and s are written as

$$\begin{aligned}\frac{dr}{dt} &= (k_0 + k_1r + k_2r^2)a - \lambda r, \\ \frac{ds}{dt} &= (k_0 + k_1s + k_2s^2)a - \lambda s.\end{aligned}\tag{5}$$

Because the system is assumed to be closed, the total concentration c of all the reactant species is conserved and the concentration of achiral substrate a is determined as $a = c - r - s$. The order parameter of ee is defined as usual as

$$\phi = \frac{r - s}{r + s}\tag{6}$$

and its absolute value $|\phi|$ is often called an ee parameter.

Rate equations in general describe *averaged* behaviors of the reaction system when there are ample amount of molecules. In the initial stage of reaction, however, there are only a very few product molecules R and S and the discrete and the stochastic aspect of the chemical reaction could be important for autocatalytic reactions. The state of a system is described by population numbers of achiral and chiral molecules as N_A , N_R , N_S where the total number of molecules N are fixed constant so that $N_A = N - N_R - N_S$. At a time t , the system is in a state (N_A, N_R, N_S) with a probability $P(N_A, N_R, N_S; t)$, and the chemical reaction changes the state stochastically.

Each molecule reacts to change its state with a certain transition probability. Let us consider first a process of R production such that the state (N_A, N_R, N_S) changes to $(N_A - 1, N_R + 1, N_S)$. Since the change is induced by the spontaneous reaction of one A molecule among N_A of them to R , the transition probability of state per time is given by k_0N_A . If the A molecule encounters one R , the linear autocatalysis increases the reaction rate by k_1 . When there are N_R number of R molecules in a well homogenized volume V , the probability of the encounter is equal to the concentration $r = N_R/V$. Therefore, the increment of the transition probability is $k_1(N_R/V) \times N_A$. With a similar consideration, the quadratic autocatalysis increases the transition probability by $k_2(N_R/V)^2 \times N_A$. Thus, the total transition probability of creating one R molecule is denoted by

$$\begin{aligned}W(N_A, N_R, N_S \rightarrow N_A - 1, N_R + 1, N_S) &= (k_0 + k_1N_R/V + k_2N_R^2/V^2)N_A \\ &= (k_0 + \kappa_1N_R + \kappa_2N_R^2)N_A\end{aligned}\tag{7}$$

where we define stochastic rate coefficients^{29,30} as

$$\kappa_1 = k_1/V = k_1c/N, \quad \kappa_2 = k_2/V^2 = k_2c^2/N^2\tag{8}$$

with $c = N/V$ being the total concentration of chemically relevant molecules. For the recycling process (4) with the rate constant λ , the transition probability is written as

$$W(N_A, N_R, N_S \rightarrow N_A + 1, N_R - 1, N_S) = \lambda N_R. \quad (9)$$

For the S enantiomer, similar transition probabilities are defined. The time evolution of the probability distribution is then written by the master equation as

$$\begin{aligned} \frac{dP(N_A, N_R, N_S; t)}{dt} = & \sum_{N'_R, N'_S} P(N'_A, N'_R, N'_S; t) W(N'_A, N'_R, N'_S \rightarrow N_A, N_R, N_S) \\ & - \sum_{N'_R, N'_S} P(N_A, N_R, N_S; t) W(N_A, N_R, N_S \rightarrow N'_A, N'_R, N'_S) \end{aligned} \quad (10)$$

where the state (N'_A, N'_R, N'_S) is connected to the state (N_A, N_R, N_S) by the transition probability W , and differs the latter by numbers of molecules at most by one. Average concentration of R enantiomer is defined by using the probability distribution as

$$\langle r(t) \rangle = \langle N_R(t) \rangle / V = V^{-1} \sum_{N_R, N_S} N_R P(N_A, N_R, N_S; t) \quad (11)$$

and its dynamics is described as

$$\frac{d\langle r(t) \rangle}{dt} = \langle (k_0 + k_1 r + k_2 r^2) a \rangle - \lambda \langle r(t) \rangle. \quad (12)$$

Therefore, by neglecting the correlation as $\langle ra \rangle \cong \langle r \rangle \langle a \rangle$ and $\langle r^2 a \rangle \cong \langle r \rangle^2 \langle a \rangle$, one recovers the usual rate equations (5).

3. Final probability

We know that with the recycling process (4), the rate equations (5) lead to a unique final state.¹⁵ Therefore, one may expect the existence of a definite probability distribution P_f associated with this unique final state. This P_f can be obtained by numerically simulating the time evolution (10), but one can obtain it analytically by assuming a detailed balance condition such that the production flow from the state $(N_A + 1, N_R - 1, N_S)$ to (N_A, N_R, N_S) written as $P_f(N_A + 1, N_R - 1, N_S) W(N_A + 1, N_R - 1, N_S \rightarrow N_A, N_R, N_S)$ balances with the counter recycling flow $P_f(N_A, N_R, N_S) W(N_A, N_R, N_S \rightarrow N_A + 1, N_R - 1, N_S)$ for $N_R \geq 1$. This leads to the final probability as

$$\begin{aligned} P_f(N_A, N_R, N_S) &= \frac{W(N_A + 1, N_R - 1, N_S \rightarrow N_A, N_R, N_S)}{W(N_A, N_R, N_S \rightarrow N_A + 1, N_R - 1, N_S)} P_f(N_A + 1, N_R - 1, N_S) \\ &= \frac{[k_0 + \kappa_1(N_R - 1) + \kappa_2(N_R - 1)^2](N_A + 1)}{\lambda N_R} P_f(N_A + 1, N_R - 1, N_S) \\ &= \frac{(N_A + N_R)!}{N_R! N_A!} \frac{\prod_{m=0}^{N_R-1} (k_0 + \kappa_1 m + \kappa_2 m^2)}{\lambda^{N_R}} P_f(N_A + N_R, 0, N_S). \end{aligned} \quad (13)$$

When $N_S = 0$, Eq.(13) determines $P_f(N_A, N_R, 0)$ in terms of $P_f(N, 0, 0)$. When $N_s \geq 1$, one applies similar procedures for N_S again and obtains the relation

$$P_f(N_A, N_R, N_S) = \frac{N!}{N_R!N_S!N_A!} \frac{\prod_{m=0}^{N_R-1} (k_0 + \kappa_1 m + \kappa_2 m^2) \prod_{n=0}^{N_S-1} (k_0 + \kappa_1 n + \kappa_2 n^2)}{\lambda^{N_R+N_S}} P_f(N, 0, 0). \quad (14)$$

Here the number conservation $N_A + N_R + N_S = N$ is used. $P_f(N_A, 0, N_S)$ can be obtained from $P_f(N_A, N_R, 0)$ by simply replacing N_R by N_S . The final state probability distribution is in fact symmetric for any N_R and N_S as

$$P_f(N_A, N_R, N_S) = P_f(N_A, N_S, N_R) \quad (15)$$

reflecting the chiral symmetry of the dynamic processes (1)-(4). $P_f(N, 0, 0)$ is determined from the normalization condition

$$\sum_{N_R=0}^N \sum_{N_S=0}^{N-N_R} P_f(N_A, N_R, N_S) = \sum_{N_R, N_S} P_f(N - N_R - N_S, N_R, N_S) = 1. \quad (16)$$

All the reactions except the recycling (4) consume achiral molecules A . Thus without recycling, reactions proceed and come to a halt when all A molecules are consumed, namely $N_A = 0$. The final distribution P_f should hence be zero for all states with $N_A \neq 0$ as $\lambda \rightarrow 0$. It is possible by assuming $P_f(N, 0, 0) \propto \lambda^N$. Thus the final probability is written as

$$P_f(N_A, N_R, N_S) = \mathcal{N} \frac{N!}{N_R!N_S!N_A!} \lambda^{N_A} f(k_0, \kappa_1, \kappa_2; N_R) f(k_0, \kappa_1, \kappa_2; N_S) \quad (17)$$

with \mathcal{N} being the normalization constant, and a function f is defined as

$$f(k_0, \kappa_1, \kappa_2; M) = \begin{cases} 1 & \text{for } M = 0, \\ \prod_{m=0}^{M-1} (k_0 + \kappa_1 m + \kappa_2 m^2) & \text{for } M \geq 1. \end{cases} \quad (18)$$

Its dependence on the stochastic rate coefficients k_0, κ_1 and κ_2 is explicitly indicated for later convenience.

For a large system, the probability is denoted as $P_f = e^{-Vg(a,r,s)}$ with $r = N_R/V$, $s = N_S/V$ and $a = N_A/V = c - r - s$, and the effective "potential" g is written as

$$\begin{aligned} g(a, r, s) &= -V^{-1} \ln P_f(N_A, N_R, N_S) \\ &= -\text{const} + r \ln r + s \ln s + a \ln a - a \ln \lambda \\ &\quad - \int_0^r dx \ln(k_0 + k_1 x + k_2 x^2) - \int_0^s dy \ln(k_0 + k_1 y + k_2 y^2). \end{aligned} \quad (19)$$

The stationary conditions $\partial g / \partial r = \partial g / \partial s = 0$ yield

$$(k_0 + k_1 r + k_2 r^2)a = \lambda r, \quad (k_0 + k_1 s + k_2 s^2)a = \lambda s, \quad (20)$$

which are identical with the equations to determine fixed points of the rate equations (5). There are racemic solutions $r = s$ which satisfy

$$(k_0 + k_1 r + k_2 r^2)(c - 2r) = \lambda r \quad (21)$$

and chiral solutions $r \neq s$ for positive k_2 as

$$r = \frac{c}{2} \left(X_{\pm} \pm \sqrt{X_{\pm}^2 - 4 \frac{k_0}{k_2 c^2}} \right) = X_{\pm} - s \quad (22)$$

with

$$X_{\pm} = \frac{k_2 c^2 - k_1 c \pm \sqrt{(k_2 c^2 + k_1 c)^2 - 4 k_2 c^2 \lambda}}{2 k_2 c^2}. \quad (23)$$

Chiral state is impossible to exist unless quadratic autocatalysis is active. It is possible only when the obtained values of r and s are real and positive.

The probability around the fixed point is characterized by the second derivatives;

$$\begin{aligned} g_{rr} &= \frac{\partial^2 g(r, s)}{\partial r^2} = \frac{1}{r} + \frac{1}{a} - \frac{k_1 + 2k_2 r}{k_0 + k_1 r + k_2 r^2}, & g_{rs} &= \frac{\partial^2 g(r, s)}{\partial r \partial s} = \frac{1}{a}, \\ g_{ss} &= \frac{\partial^2 g(r, s)}{\partial s^2} = \frac{1}{s} + \frac{1}{a} - \frac{k_1 + 2k_2 s}{k_0 + k_1 s + k_2 s^2}. \end{aligned} \quad (24)$$

Especially around the racemic fixed point, which we denote here $r^* = s^*$, symmetry implies $g_{rr} = g_{ss}$, and the distribution of fluctuations $\delta r = r - r^*$ and $\delta s = s - s^*$ is approximately given as

$$\begin{aligned} P_f(r, s) &\approx e^{-Vg(r, s)} \\ &= \exp \left\{ -V \left[\frac{1}{4} (g_{rr} + g_{rs}) (\delta r + \delta s)^2 + \frac{1}{4} (g_{rr} - g_{rs}) (\delta r - \delta s)^2 \right] \right\}. \end{aligned} \quad (25)$$

Therefore, the fluctuations are determined with $a^* = c - r^* - s^*$ as

$$\begin{aligned} \langle (\delta r + \delta s)^2 \rangle &= \frac{2}{V(g_{rr} + g_{rs})} = \frac{2a^* r^* (k_0 + k_1 r^* + k_2 r^{*2})}{V(k_0 c + (c - a^*) k_1 r^* + (c - 2a^*) k_2 r^{*2})}, \\ \langle (\delta r - \delta s)^2 \rangle &= \frac{2}{V(g_{rr} - g_{rs})} = \frac{2r^* (k_0 + k_1 r^* + k_2 r^{*2})}{V(k_0 - k_2 r^{*2})}. \end{aligned} \quad (26)$$

These formulae are useful in the following detailed studies of the final probability distribution for some typical cases.

3.1 Spontaneous production with and without recycling

Only with a spontaneous production and a recycling ($k_0, \lambda > 0$ and $k_1 = k_2 = 0$), the final probability distribution is easily calculated as

$$P_f(N_A, N_R, N_S) = \frac{N!}{N_R! N_S! N_A!} \frac{k_0^{N_R + N_S} \lambda^{N_A}}{(2k_0 + \lambda)^N} \quad (27)$$

with $N = N_A + N_R + N_S$. It has a peak at a racemic point obtained from Eq.(21) as

$$r^* = s^* = \frac{k_0}{2k_0 + \lambda} c, \quad a^* = c - r^* - s^* = \frac{\lambda}{2k_0 + \lambda} c \quad (28)$$

and the probability has a Gaussian profile in the vicinity of the peak as

$$P_f(N_A, N_R, N_S) \approx \exp \left\{ -V \left[\frac{(2k_0 + \lambda)^2}{4k_0\lambda c} (\delta r + \delta s)^2 + \frac{2k_0 + \lambda}{4k_0 c} (\delta r - \delta s)^2 \right] \right\} \quad (29)$$

with $\delta r = r - r^*$ and $\delta s = s - s^*$. The peak position (r^*, s^*) agrees with the fixed point of the rate equations (5). Fluctuations δr and δs are anisotropic such that in the direction $r = -s$ fluctuation vanishes as $\lambda \rightarrow 0$ whereas in the direction $r = s$ finite fluctuation remains.

In the limit of vanishing recycling ($\lambda \rightarrow 0$), there is no reason that the final probability distribution takes the form given by the detailed balance condition, but it is interesting to examine P_f in this limit. Since all the substrate molecules turn into chiral products, N_A should be zero so that $P_f(N_A > 0, N_R, N_S) = 0$. Thus, the final state lies on a fixed line $r + s = c$ or $N_R + N_S = N$. The probability (27) in this limit takes a binomial distribution along the fixed line as

$$P_f(0, N_R, N - N_R) = \frac{N!}{N_R!(N - N_R)!} \left(\frac{1}{2}\right)^N. \quad (30)$$

This result is identical with the solution obtained by Lent, who analyzed the same system with no recycling assuming a complete achiral state $(N, 0, 0)$ as the initial condition.^{29,30}

3.2 Linear autocatalysis with and without recycling

Addition of a linear autocatalytic process does not alter the final probability distribution qualitatively. With $k_2 = 0$, the probability has a peak at a racemic point obtained from Eq.(21) as

$$r^* = s^* = c \frac{\sqrt{(2k_0 - k_1 c + \lambda)^2 + 8k_0 k_1 c} - (2k_0 - k_1 c + \lambda)}{4k_1 c} \quad (31)$$

which corresponds to a fixed point of the rate equations (5). Fluctuations around the fixed point given by Eq.(26) are non-negative as long as $k_2 = 0$.

If there is no recycling ($\lambda = 0$), a fixed point is at $r^* = s^* = c/2$ and $a^* = 0$. Thus the fluctuation $\langle (\delta r + \delta s)^2 \rangle$ vanishes and r and s fluctuate along the diagonal line $r + s = c$. In this case, fluctuations $\langle (\delta r)^2 \rangle = \langle (\delta s)^2 \rangle$ are still finite as long as $k_0 > 0$. Only when the spontaneous production is absent ($k_0 = 0$), fluctuations diverge, indicating that a distribution becomes flat along a ridge $r + s = c$.

In fact, for $\lambda \rightarrow 0$, Eq.(17) tells us that the final probability is nonzero only along the fixed line $N_A = 0$, or $N_R + N_S = N$, in the N_R - N_S phase space, and the normalized probability is calculated explicitly as

$$P_f(0, N_R, N - N_R) = \frac{N!}{N_R!(N - N_R)!} \frac{f(k_0, \kappa_1, 0; N_R) f(k_0, \kappa_1, 0; N - N_R)}{f(2k_0, \kappa_1, 0; N)}. \quad (32)$$

This result is again identical with the solution obtained by Lent, starting from the complete achiral state $(N, 0, 0)$.^{29,30}

If k_0 is as small as $k_0 = \kappa_1 = k_1/V$, then $f(k_0, k_0, 0; M) = k_0^M M!$ and $f(2k_0, k_0, 0; N) = k_0^N (N+1)!$, and the final probability distribution is constant as $P_f(0, N_R, N - N_R) = 1/(N+1)$.

For further smaller k_0 , P_f has double peaks of height $P_f \cong 1/2$ at $N_R = 0$ or N , and essentially vanishes otherwise. The peaks at $N_R = 0$ or $N_S = 0$ mean that an enantiomer first produced by the spontaneous reaction converts all the achiral substrate molecules into her type of chirality by linear autocatalysis before the second type of enantiomer is produced spontaneously; this is just a single mother scenario. The former process takes place within a time about $\sum_{N_R=1}^{N-1} 1/\kappa_1 N_R(N - N_R) \sim 2 \ln N/\kappa_1 N$ whereas the latter requires the time $1/k_0 N$. Therefore, by neglecting the logarithmic correction, the second mother has no chance to be born when the spontaneous production rate k_0 is smaller than κ_1 ,

3.3 Quadratic autocatalysis with and without recycling

When $k_2 > 0$, there are at most three racemic fixed points. Those points with $r^* > \sqrt{k_0/k_2}$ are unstable, since the fluctuation $\langle(\delta r - \delta s)^2\rangle$ given in Eq.(26) becomes negative. The probability distribution is not maximum there but represents a saddle point or a valley structure. On the other hand, new chiral fixed points bifurcate from $r = s = \sqrt{k_0/k_2}$ when $X_{\pm}^2 \geq 4k_0/k_2 c^2$, as is described in Eq.(22). There are at most four chiral fixed points, depending on the rate coefficients. For $k_1 = 0$, the critical value of the quadratic rate coefficient k_{2c} is calculated as

$$k_{2c} c^2 = 4k_0 \left(1 + \frac{\lambda}{4k_0}\right)^2. \quad (33)$$

When k_2 is larger than k_{2c} , the racemic fixed point is unstable, and correspondingly the final distribution P_f has double peaks associated with chiral states.

When $\lambda \rightarrow 0$, the final probability distribution is expected to vanish for $N_A > 0$. On the line $N_A = 0$, it is given by $P_f(0, N_R, N - N_R)$ in Eq.(17) but we are unsuccessful so far to obtain a closed analytic expression of the normalization factor \mathcal{N} . When $k_1 = \lambda = 0$, P_f has peaks at chiral fixed points $(r_+, s_- = c - r_+)$ and $(r_-, s_+ = c - r_-)$ with

$$r_{\pm} = c \frac{1 \pm \sqrt{1 - 4k_0/k_2 c^2}}{2} = s_{\mp}. \quad (34)$$

The ee order parameter takes the value

$$\phi = \frac{r_{\pm} - s_{\mp}}{r_{\pm} + s_{\mp}} = \pm \sqrt{1 - \frac{4k_0}{k_2 c^2}}. \quad (35)$$

4. Numerical Integration of the Master Equation

In this section we discuss on the time evolution of the probability distribution. It is obtained by integrating the master equation (10) by means of the fourth-order Runge-Kutta method.³¹ Similarly to the previous section, three typical cases are discussed in the following subsections. For the numerical integration, we consider a system with the total number of active chemical species to be $N = 100$.

4.1 Spontaneous production

With a spontaneous production k_0 and a finite recycling as $\lambda = k_0$ (and $k_1 = k_2 = 0$), time evolution of the probability distribution is depicted in Fig.1(a) by contour lines of a relative height interval with a quarter of the maximum height at several times. Whether

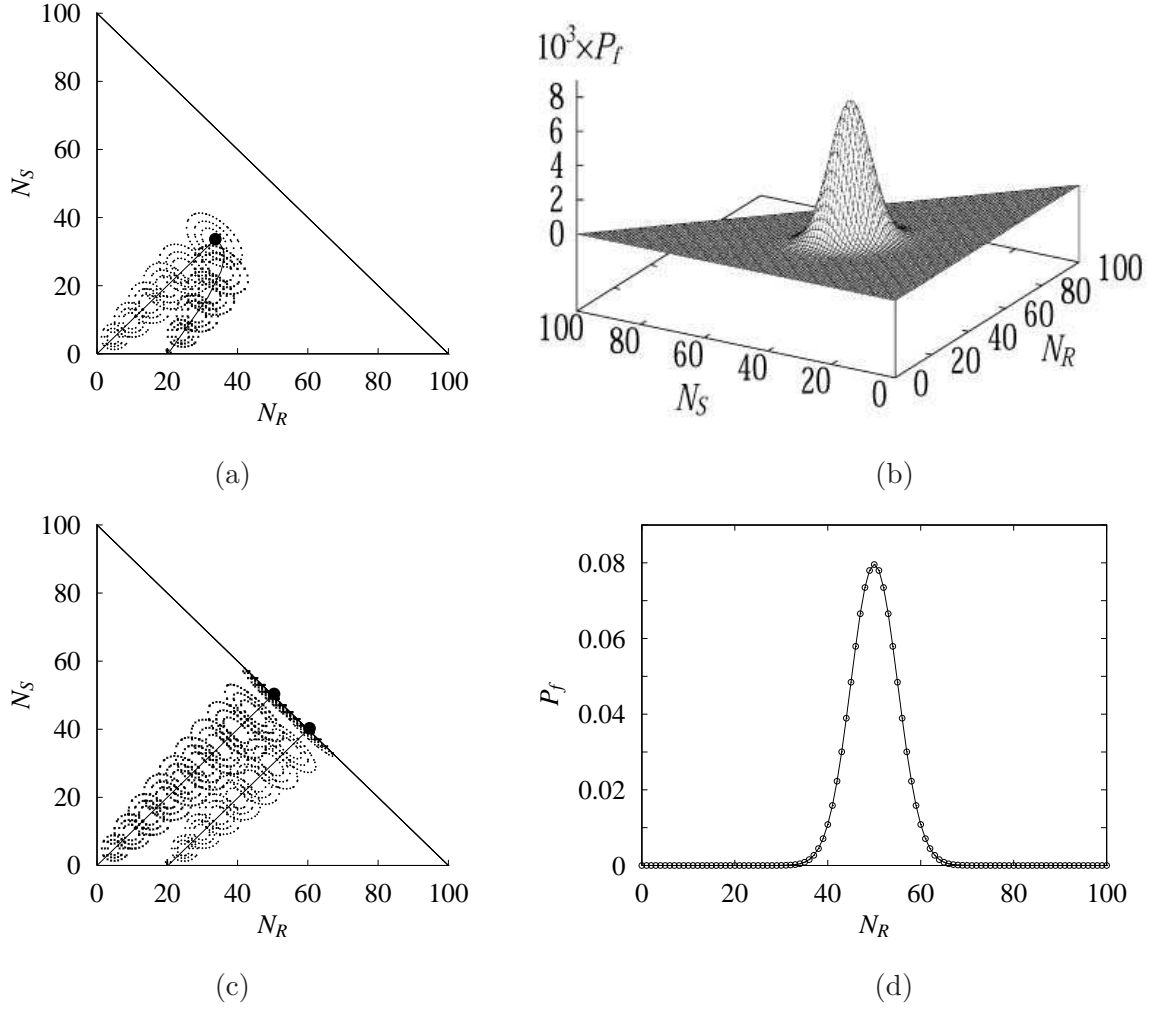


Fig. 1. Trajectories of probability contours obtained by numerically integrating the master equation (10) for spontaneous production (a) with ($\lambda = k_0$) and (c) without ($\lambda = 0$) recycling. (b) and (d) represent final probability distributions with and without recycling, respectively. Other parameters are $k_1 = k_2 = 0$ with $N = 100$.

the system starts from a complete achiral state $(N_A, N_R, N_S) = (100, 0, 0)$ or a chiral state $(80, 20, 0)$, probability distributions keep a single-peak profile and converge to the unique final distribution. The final probability distribution shown in Fig.1(b) agrees with the result given by Eq.(27). The peak position of the transient probability distribution follows the trajectory determined by the rate equations, drawn by continuous curves in Fig.1(a). They approach a racemic fixed point $N_R^* = N_S^* = N/3$ for $k_0 = \lambda$.

Without recycling ($\lambda = 0$), achiral substrate is consumed up ultimately, and the final state has a finite probability only at $N_A = 0$ or on a line $N_R + N_S = N = 100$. Also the remarkable fact is that without recycling the final state depends on the initial condition, as shown in Fig.1(c); the probability distribution started from an initially achiral state $N_R(0) = N_S(0) = 0$

keeps its center on a racemic state $N_R = N_S$ during the evolution, whereas that from a chiral initial state remains chiral even though the ee order parameter decreases. The final probability distribution given in the binomial form Eq.(30) is valid only for a racemic state, as shown in Fig.1(d).

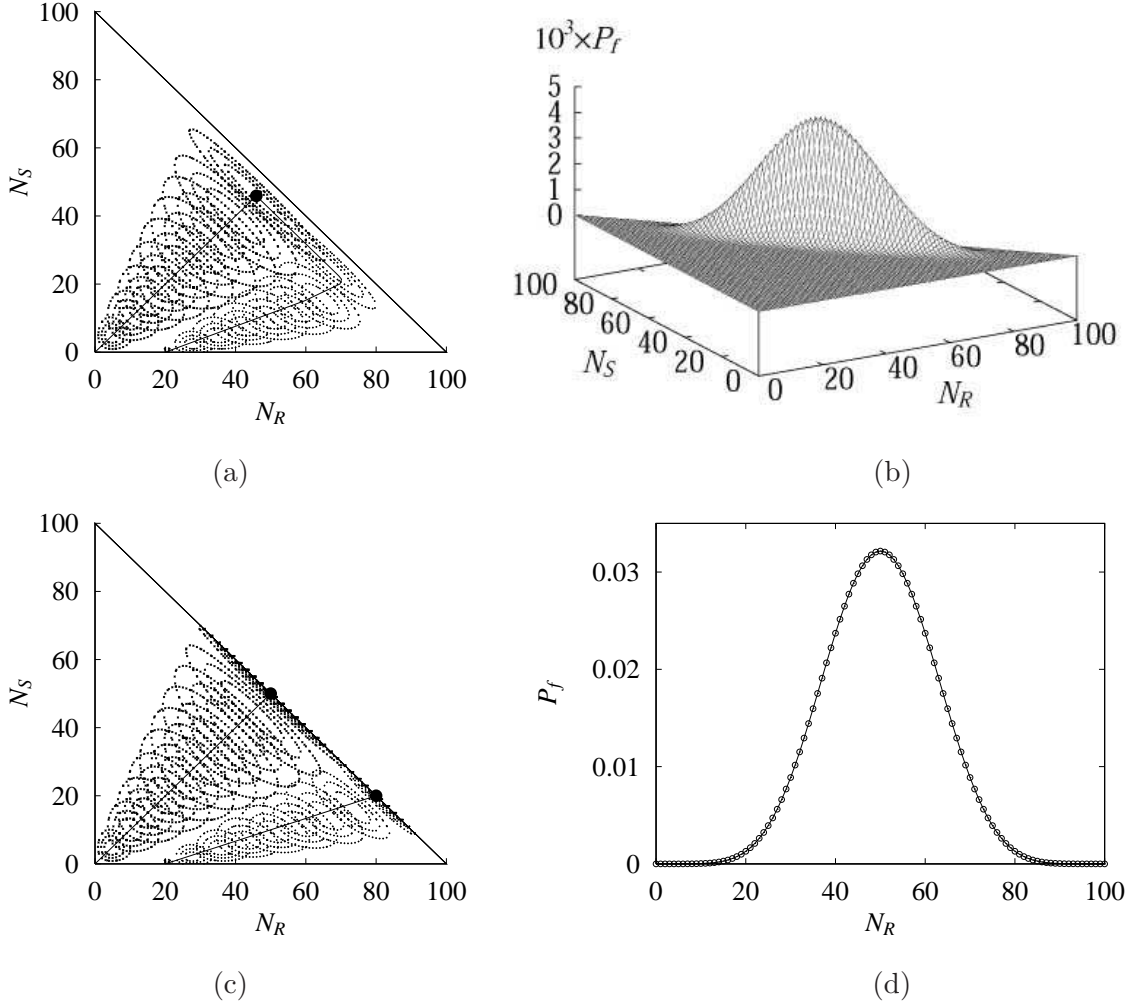


Fig. 2. Trajectory of the probability contour for linear autocatalyses ($\kappa_1 = 10^{-1}k_0$) (a) with ($\lambda = k_0$) and (c) without ($\lambda = 0$) recycling. (b) and (d) represent final probability distributions with and without recycling, respectively. Other parameters are $k_2 = 0$ with $N = 100$.

4.2 Linear autocatalysis

We now include a linear autocatalytic process with $\kappa_1 = 0.1k_0$. With a finite recycling as $\lambda = k_0$, the probability distribution converges to a unique profile with a single peak at a racemic state, as shown in Fig.2(a): at the initial stage the system started from a chiral state with $N_R(0) = 20$ and $N_S(0) = 0$ behaves differently from that started from an achiral state, but ultimately it turns to converge to a stable racemic fixed point. The final probability

distribution is the one given in Eq.(17), as shown in Fig.2(b).

When there is no recycling, the final probability depends on the initial condition, as shown in Fig.2(c). The final probability starting from the achiral state $N_R = N_S = 0$ is well described by the profile Eq.(32) determined by the detailed balance condition, as shown in Fig.2(d).

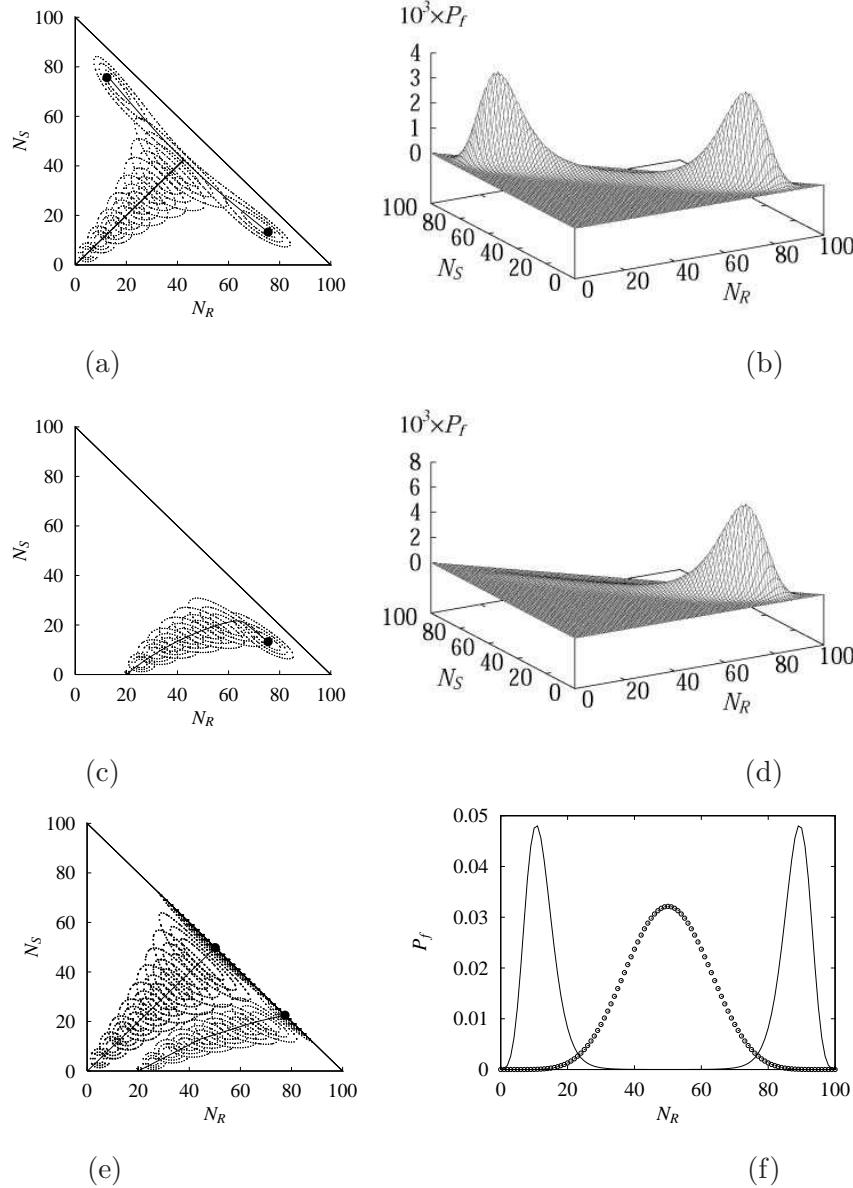


Fig. 3. Trajectory of the probability contour for nonlinear autocatalysis ($\kappa_2 = 10^{-3}k_0$) (a), (c) with ($\lambda = k_0$) and (e) without ($\lambda = 0$) recycling. Initial state for (a) is achiral, and for (c) is chiral. (b),(d) and (f) represent the final probability distributions corresponding to (a), (c) and (e), respectively. In (e) the final distribution obtained by numerical integration, represented by symbols, is quite different from the expected curve from the detailed balance condition, Eq.(17). Other parameters are $k_1 = 0$ with $N = 100$.

4.3 Quadratic autocatalysis

With a quadratic autocatalysis, the probability distribution behaves qualitatively differently from the previous cases. Even with a recycling process, the probability profile depends on the initial condition in the sense explained below. If the system starts from a completely achiral state without chiral species, $N_R = N_S = 0$, the probability distribution is symmetric due to the symmetric dynamics, but the initial single peak splits around the unstable racemic fixed point, and the double-peak structure develops slowly, as shown in the contour evolution in Fig.3(a). The parameters chosen are $\kappa_2 = 10^{-3}k_0$, $\kappa_1 = 0$ and $\lambda = k_0$. The final probability has a double-peak as shown in Fig.3(b), and the profile is described by Eq.(17). On the contrary, when the system starts from a chiral state, as shown in Fig.3(c), the probability distribution approaches a single peak profile, as shown in Fig.3(d); the peak position corresponds to one of the double-peak structure in the symmetric case in Fig.3(a). The probability distribution accompanies a long tail in the direction of the other peak position, but the second peak does not develop during the numerical integration upto the time of order $6/\lambda$. This resembles to the symmetry breaking phase transition in equilibrium systems, and we may call that the system undergoes a chiral symmetry breaking.

Without recycling ($\lambda = 0$), the evolution of the system stops when the whole substrate molecules A are consumed $N_R + N_S = N$, as shown in Fig.3(e), quite similar to the previous two cases. However, the final probability started from an achiral state, shown by symbols in Fig.3(f), is completely different from the $\lambda \rightarrow 0$ limit of Eq.(17), which is drawn by a continuous curve. It is not impossible, since at $\lambda = 0$ we cannot rely on the detailed balance condition between the production and the recycling reaction. Then, what is the final probability distribution? We shall discuss this problem in the second next section.

5. Eigenvalue Analysis of the Master Equation

Before describing the probability distribution of a system without recycling, we consider the symmetry breaking for a nonlinear autocatalytic system with recycling in terms of the degeneracy in eigenvalues of the master equation.

The master equation (10) is a linear differential equation for the probability distribution, rewritten by using an evolution matrix \mathbf{M} as

$$\frac{dP(N_A, N_R, N_S; t)}{dt} = \sum_{N'_A, N'_R, N'_S} (N_A, N_R, N_S | \mathbf{M} | N'_A, N'_R, N'_S) P(N'_A, N'_R, N'_S; t). \quad (36)$$

Here the evolution matrix \mathbf{M} is related to the transition probabilities W , defined by Eqs.(7) and (9), as

$$(N_A, N_R, N_S | \mathbf{M} | N'_A, N'_R, N'_S) =$$

$$\begin{cases} W(N'_A, N'_R, N'_S \rightarrow N_A, N_R, N_S) & \text{for } (N'_A, N'_R, N'_S) \neq (N_A, N_R, N_S), \\ - \sum_{N_{A1}, N_{R1}, N_{S1}} W(N_A, N_R, N_S \rightarrow N_{A1}, N_{R1}, N_{S1}) & \text{for } (N'_A, N'_R, N'_S) = (N_A, N_R, N_S) \end{cases} \quad (37)$$

and the matrix element is nonvanishing between states (N_A, N_R, N_S) and (N'_A, N'_R, N'_S) with differences of numbers of molecules at most by one and $N_A + N_R + N_S = N'_A + N'_R + N'_S = N$. By the use of eigenfunctions Ψ_i and eigenvalues Λ_i of the matrix \mathbf{M} as given by

$$\mathbf{M}\Psi_i = \Lambda_i\Psi_i \quad (38)$$

the time development of the probability distribution is expressed by a series as

$$P(N_A, N_R, N_S; t) = \sum_{i=0}^{\infty} a_i e^{\Lambda_i t} \Psi_i. \quad (39)$$

Since the probability distribution satisfies the conservation of the probability as $\sum_{N_R, N_S} P = 1$, all the $(N+1)(N+2)/2$ eigenvalues Λ_i must be non-positive. Therefore, we order eigenvalues as $\Lambda_0 = 0 \geq \Lambda_1 \geq \dots \Lambda_i \geq \Lambda_{i+1} \dots$. An equilibrium distribution P_f , if exists, is to be given by the eigenstate Ψ_0 of the nondegenerate eigenvalue $\Lambda_0 = 0$. We analyze three typical cases again.

5.1 Spontaneous production

In this case, the matrix \mathbf{M} is simplified by introducing matrices \mathbf{A} , \mathbf{A}^* , \mathbf{R} , \mathbf{R}^* , \mathbf{S} , \mathbf{S}^* which have mostly zero elements except the following nonzero ones as

$$\begin{aligned} (N_A - 1, N_R, N_S | \mathbf{A} | N_A, N_R, N_S) &= N_A, & (N_A + 1, N_R, N_S | \mathbf{A}^* | N_A, N_R, N_S) &= 1, \\ (N_A, N_R - 1, N_S | \mathbf{R} | N_A, N_R, N_S) &= N_R, & (N_A, N_R + 1, N_S | \mathbf{R}^* | N_A, N_R, N_S) &= 1, \\ (N_A, N_R, N_S - 1 | \mathbf{S} | N_A, N_R, N_S) &= N_S, & (N_A, N_R, N_S + 1 | \mathbf{S}^* | N_A, N_R, N_S) &= 1. \end{aligned} \quad (40)$$

These matrices satisfy the following nonzero commutation relations

$$[\mathbf{A}, \mathbf{A}^*] = [\mathbf{R}, \mathbf{R}^*] = [\mathbf{S}, \mathbf{S}^*] = 1 \quad (41)$$

and other commutators vanish. Regarding the state $(0,0,0)$ as a vacuum, we obtain $(\mathbf{A}^*)^{N_A} |0,0,0\rangle = |N_A, 0, 0\rangle$, and thus \mathbf{A}^* may be regarded as an normalized creation operator of A molecules. Similar interpretation holds for other matrices, and thus three bilinear products $\mathbf{A}^*\mathbf{A}$, $\mathbf{R}^*\mathbf{R}$, $\mathbf{S}^*\mathbf{S}$ represent number operators. The time-evolution matrix \mathbf{M} is expressed as a bilinear form of these matrices as

$$\mathbf{M} = (\mathbf{R}^* - \mathbf{A}^*)(k_0\mathbf{A} - \lambda\mathbf{R}) + (\mathbf{S}^* - \mathbf{A}^*)(k_0\mathbf{A} - \lambda\mathbf{S}). \quad (42)$$

By introducing new combinations defined as

$$\begin{aligned} \mathbf{C}_0 &= \mathbf{A} + \mathbf{R} + \mathbf{S}, & \mathbf{C}_0^* &= \frac{\lambda\mathbf{A}^* + k_0\mathbf{R}^* + k_0\mathbf{S}^*}{2k_0 + \lambda}, \\ \mathbf{C}_1 &= \mathbf{R} - \mathbf{S}, & \mathbf{C}_1^* &= \frac{\mathbf{R}^* - \mathbf{S}^*}{2}, \\ \mathbf{C}_2 &= -2k_0\mathbf{A} + \lambda\mathbf{R} + \lambda\mathbf{S}, & \mathbf{C}_2^* &= \frac{-2\mathbf{A}^* + \mathbf{R}^* + \mathbf{S}^*}{4k_0 + 2\lambda}, \end{aligned} \quad (43)$$

one can prove that these new matrices satisfy the commutation relations similar to Eq.(41) as $[\mathbf{C}_i, \mathbf{C}_j^*] = \delta_{ij}$, $[\mathbf{C}_i, \mathbf{C}_j] = [\mathbf{C}_i^*, \mathbf{C}_j^*] = 0$, and the time evolution matrix is represented in a diagonal form as

$$\mathbf{M} = -\lambda \mathbf{C}_1^* \mathbf{C}_1 - (2k_0 + \lambda) \mathbf{C}_2^* \mathbf{C}_2. \quad (44)$$

\mathbf{M} 's independence of $\mathbf{C}_0^* \mathbf{C}_0$ is related to the total number conservation in the present system. Since the eigenvalues of $\mathbf{C}_1^* \mathbf{C}_1$ and $\mathbf{C}_2^* \mathbf{C}_2$ are non-negative integers $n_1, n_2 = 0, 1, 2, \dots$, and $n_1 + n_2 \leq N$, the eigenvalues of the time evolution is written as

$$\Lambda_{n_1, n_2} = -\lambda n_1 - (2k_0 + \lambda) n_2. \quad (45)$$

The zero eigenvalue Λ_{00} is nondegenerate as long as $\lambda > 0$, and the system relaxes to a unique final state: No phase transition is expected.

On the other hand, without recycling $\lambda = 0$ there is a large degeneracy in the eigenvalues. Especially for a zero eigenvalue there are $N + 1$ degeneracy since $\Lambda_{n_1, 0} = 0$ for any n_1 from 0 to N . It represents the non-ergodicity of the system and the final state depends on the initial condition, as is anticipated from the rate equation analysis.

5.2 Linear autocatalysis

With a linear autocatalysis, we have failed so far to obtain analytic expressions of eigenvalues of the time-evolution matrix \mathbf{M} , and we have to rely on the numerical method. We use the subroutine "dgeev" in LAPACK to obtain eigenvalues and eigenfunctions of a general matrix, but because of the algorithmic restriction, the maximum size of N is limited to 50. Because of the smaller size N in this section than the one in the previous sections, the parameters are chosen to be a little larger as $\kappa_1 = 0.2k_0$, $k_2 = 0$, $\lambda = k_0$. First few largest eigenvalues are depicted in Fig.4(a) as a function of the total number of chemical reactants N . With a finite recycling $\lambda > 0$, the second largest eigenvalue Λ_1 increases with N , but seems to saturate before it approaches $\Lambda_0 = 0$. This finite gap between Λ_1 and 0 means the absence of non-ergodicity and of the phase transition. The 0th eigenfunction Fig.4(b) looks similar to the final probability distribution for a larger system with $N = 100$, shown in Fig.2(b). The 1st eigenfunction in Fig.4(c) is assymmetric around $N_R = N_S$ line.

5.3 Quadratic autocatalysis

In the case with a quadratic autocatalysis with parameters, $\kappa_2 = 4 \times 10^{-3}k_0$ and $\lambda = k_0$, $k_1 = 0$, the second largest eigenvalue Λ_1 approaches 0 within a system size upto $N = 50$, whereas the third largest Λ_2 saturates to a finite value, as shown in Fig. 5(a). According to Eq.(33), the critical size for the chiral symmetry breaking is calculated to be $N_c = 2(1 + \lambda/k_0)(\kappa_2/k_0)^{-1/2} \approx 39.5$ in the present choice of the parameters. In a semi-logarithmic plot of the eigenvalues in Fig. 5(b), the splitting of $-\Lambda_1$ and $-\Lambda_2$ is in fact taking place close to this critical size N_c . Near the maximum possible size $N = 50$, the size-dependence of the eigenvalue Λ_1 looks like to be exponential as $\Lambda_1 = -2 \times 10^3 \exp(-0.23N)$. Of course, the eigenvalue

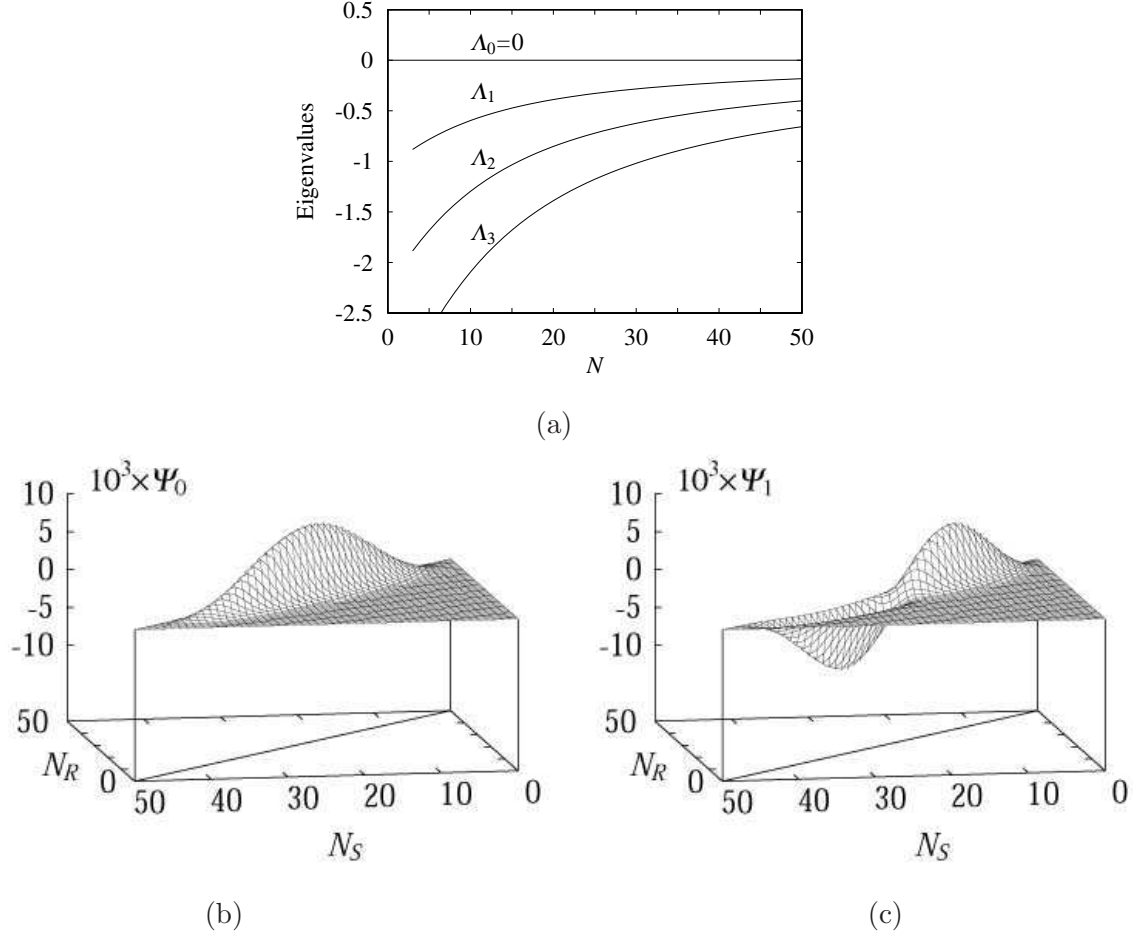


Fig. 4. (a) Eigenvalues of the time-evolution matrix with a spontaneous and a linear autocatalytic production and recycling; $\kappa_1 = 0.2k_0$, $\lambda = k_0$ and $k_2 = 0$. (b) The eigenfunction Ψ_0 of the zero eigenvalue $\Lambda_0 = 0$, and (c) Ψ_1 of the second largest eigenvalue Λ_1 at $N = 50$.

degeneracy seems just have commenced, and the true asymptotics might be accomplished for much larger systems. Therefore, the formula is only tentative. Still, the emergence of non-ergodicity exists for sure, and the phase transition takes place in a thermodynamic limit $N \rightarrow \infty$.

We know from the analysis in §2 that the final distribution with this autocatalysis has a symmetric double peak structure. That corresponds to the eigenfunction Ψ_0 for the eigenvalue $\Lambda_0 = 0$, shown in Fig.5(c), and looks similar to the final probability distribution in Fig. 3(b) for a larger system $N = 100$. The eigenfunction Ψ_1 corresponding to Λ_1 is asymmetric, as shown in Fig. 5(d). If one starts from an initial state with a small chirality, as in the case of Fig.3(c), some component of Ψ_1 is mixed in the initial state so as to enhance one peak and suppress the other peak in $\Psi_0 = P_f$. As time passes, $i \geq 2$ -components die off, but the two components (Ψ_0, Ψ_1) remain over the duration $1/\Lambda_1$, and the asymptotic probability

distribution is single peaked at a chiral state, as shown in Fig.3(d).

When the recycling vanishes ($\lambda \rightarrow 0$), not only one but many eigenvalues approach zero, irrespective of the system size, and the system is completely non-ergodic. The final state depends on the initial state. We cannot apply the analysis employed here, and have to consider the problem in a completely different way in the next section.

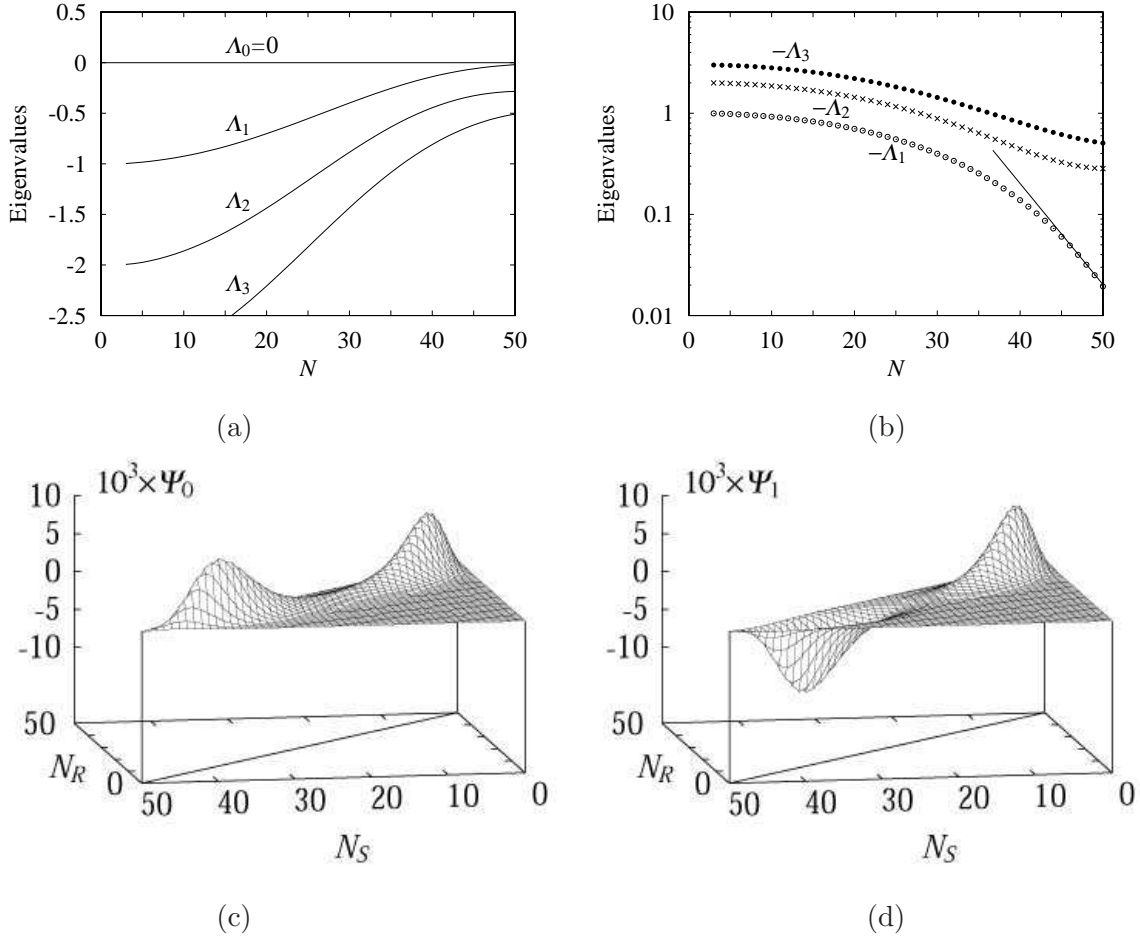


Fig. 5. (a) A few largest eigenvalues of the time-evolution matrix with a spontaneous and a quadratic autocatalytic production and recycling; $\kappa_2 = 4 \times 10^{-3}k_0$, $\lambda = k_0$ and $k_1 = 0$. The second largest eigenvalue Λ_1 approaches 0 as the total number N increases. (b) Semi-logarithmic plot of the magnitude of a few largest eigenvalues. The asymptotic behavior $\Lambda_1 \approx -2 \times 10^3 \exp(-0.23N)$ fits well the second largest eigenvalue Λ_1 . (c) The eigenfunction Ψ_0 with the zero eigenvalue $\Lambda_0 = 0$, and (d) Ψ_1 of the second largest eigenvalue Λ_1 at $N = 50$.

6. Directed Random Walk Model of Non-Recycling System

So far there remains an apparent discrepancy between the final probability distribution for the nonrecycling system obtained by the time integration of the master equation and

that obtained as a nonrecycling limit of the analytic result derived by the detailed balance consideration. For a spontaneous and for a linear autocatalytic cases, these two analyses give the same results, whereas for a nonlinear autocatalytic case they are different. In fact, in the nonrecycling case, the detailed balance condition cannot be imposed from the beginning, since there is no back reaction to balance the production process. Therefore, one has to consider in a completely different way.

Here we propose a toy model which may be relevant to the stochastic evolution of an autocatalytic system without recycling. It is a random walk model on a square lattice (N_R, N_S) in a triangular region $0 \leq N_R, N_S, (N_R + N_S) \leq N$. A random walker can only make directed walks to the right or upwards: $N_R \rightarrow N_R + 1$ or $N_S \rightarrow N_S + 1$. The transition probability is Eq.(7) to the right, and the corresponding one to upwards. This means that a walker on a site (N_R, N_S) stays on the site for a waiting time interval

$$\tau(N_R, N_S) = \frac{1}{[2k_0 + \kappa_1(N_R + N_S) + \kappa_2(N_R^2 + N_S^2)]N_A} \quad (46)$$

with $N_A = N - N_R - N_S$, and then jumps to the right and upwards with probabilities p_r and p_u given as

$$\begin{aligned} p_r(N_R, N_S) &= \frac{k_0 + \kappa_1 N_R + \kappa_2 N_R^2}{2k_0 + \kappa_1(N_R + N_S) + \kappa_2(N_R^2 + N_S^2)}, \\ p_u(N_R, N_S) &= \frac{k_0 + \kappa_1 N_S + \kappa_2 N_S^2}{2k_0 + \kappa_1(N_R + N_S) + \kappa_2(N_R^2 + N_S^2)}, \end{aligned} \quad (47)$$

respectively. The average position of the walker is expected to follow the evolution similar to the rate equations Eq.(5) with $\lambda = 0$. The remarkable point of this model is that though the waiting time $\tau(N_R, N_S)$ gets longer as N_A decreases, the rates of the transitions to the right and upwards do not depend on N_A nor vanish when $N_A = 0$. For a walker to reach on a line $N_R + N_S = N$, it may take an exceedingly long time for an external observer, but it requires only N steps for a walker himself.

Let the walker start from the origin $(N_R, N_S) = (0, 0)$. After a time $t^{(1)} = \tau(0, 0) = 1/2k_0N$ he jumps to the right or upwards with the same probability, and lands on a line $N_R + N_S = 1$. Wherever he is on a line $N_R + N_S = 1$, he makes a second jump at a time $t^{(2)} = t^{(1)} + [(2k_0 + \kappa_1 + \kappa_2)(N - 1)]^{-1}$ to the line $N_R + N_S = 2$. For a nonautocatalytic case with $\kappa_2 > 0$, the time of the third (and the further) jump depends on a position N_R and N_S , but when $\kappa_2 = 0$ the walker jumps to the next line $N_R + N_S = 3$ at a same time $t^{(3)}$. In fact, after the n -th jump, the walker corresponding to the linear autocatalysis is somewhere on a line $N_R + N_S = n$, and jumps to the next line $N_R + N_S = n + 1$ at the same time independent of the position on the line. In this case, we can calculate the probability evolution analytically.

6.1 Directed Random Walker corresponding to Spontaneous and Linear Autocatalysis

A walker is making a random walk corresponding to the spontaneous production and a linear autocatalysis with a finite k_0 and κ_1 but without nonlinear autocatalysis ($\kappa_2 = 0$).

When he is on a lattice site (N_R, N_S) , he has to wait for a next jump a time interval $\tau(N_R, N_S)$ which depends only on the sum $N_R + N_S = n$ but not on N_R and N_S individually, so that the waiting time can be denoted by τ_n . This sum n also represents the number of jumps he has made, and totally $t^{(n)} = \sum_{i=0}^{n-1} \tau_i$ time has elapsed since he started from the origin $(N_R, N_S) = (0, 0)$ till he reaches the present site. After n jumps, the walker is somewhere on a line $N_R + N_S = n$, and we denote the probability as $P_{RW}(N_R, N_S; n)$. It is non-zero on a line $N_R + N_S = n$ but zero anywhere else. He should have come from the left or from the down. Therefore, the probability should satisfy the relation

$$\begin{aligned}
& P_{RW}(N_R, N_S; n) \\
&= p_r(N_R - 1, N_S)P_{RW}(N_R - 1, N_S; n - 1) + p_u(N_R, N_S - 1)P_{RW}(N_R, N_S - 1; n - 1) \\
&= \frac{(k_0 + \kappa_1(N_R - 1))P_{RW}(N_R - 1, N_S; n - 1) + (k_0 + \kappa_1(N_S - 1))P_{RW}(N_R, N_S - 1; n - 1)}{(2k_0 + \kappa_1 n)} \\
&= \frac{(N_R + N_S)! \prod_{i=0}^{N_R-1} (k_0 + \kappa_1 i) \prod_{j=0}^{N_S-1} (k_0 + \kappa_1 j)}{N_R! N_S! \prod_{l=0}^{N_R+N_S-1} (2k_0 + \kappa_1 l)} P_{RW}(0, 0; 0). \tag{48}
\end{aligned}$$

The combination factor represents the number of ways of arranging the order of right and upwards jumps among the $N_R + N_S = n$ total jumps from the initial state at the origin: $P_{RW}(0, 0; 0) = 1$. After $n = N$ jumps, the walker reaches to the final line $N_R + N_S = N$, and the distribution of the walker $P_{RW}(N_R, N_S)$ agrees with the final distribution (32) discussed in §3.2 in the limit of $\lambda \rightarrow 0$, and naturally with the result of time integration, shown in Fig. 1(d) and 2(d).

If the walker has started from an arbitrary site (N_{R0}, N_{S0}) , he can be on a site $N_R \geq N_{R0}$ and $N_S \geq N_{S0}$ with a probability

$$P_{RW}(N_R, N_S) = \frac{(N_R + N_S - N_{R0} - N_{S0})! \prod_{i=N_{R0}}^{N_R-1} (k_0 + \kappa_1 i) \prod_{j=N_{S0}}^{N_S-1} (k_0 + \kappa_1 j)}{(N_R - N_{R0})! (N_S - N_{S0})! \prod_{l=N_{R0}+N_{S0}}^{N_R+N_S-1} (2k_0 + \kappa_1 l)}. \tag{49}$$

It explains the asymmetric final probability distribution obtained by starting from a chiral initial state, shown in Fig.2(c).

6.2 Directed Random Walker corresponding to Nonlinear Autocatalysis

The same analysis cannot be performed on the time evolution of the random walker corresponding to the nonlinear autocatalysis, since his dwelling time on a site (N_R, N_S) depends not only on the sum $N_R + N_S$ but also N_R and N_S individually. But after the n th step, the walker is on a line $N_R + N_S = n$. Only the arrival time depends on the path he took from the start at $(0,0)$. If he comes on the site after the n th jump, he has come from the left $(N_R - 1, N_S)$ or from below $(N_R, N_S - 1)$. Therefore, the total probability $P_{RW}(N_R, N_S; n)$ that he passes the site $N_R + N_S = n$ satisfies the relation Eq.(48);

$$\begin{aligned}
& P_{RW}(N_R, N_S; n) = p_r(N_R - 1, N_S)P_{RW}(N_R - 1, N_S; n - 1) \\
& + p_u(N_R, N_S - 1)P_{RW}(N_R, N_S - 1; n - 1). \tag{50}
\end{aligned}$$

Because the denominators of $p_r(N_R - 1, N_S)$ and $p_u(N_R, N_S - 1)$ are not common, we cannot calculate the distribution analytically. However, by starting from $P_{RW}(N_R = 0, N_S = 0 : 0) = 1$, we can calculate $P_{RW}(N_R, N_S : n)$ for any combinations of N_R and N_S . Since the random walker passes the particular site (N_R, N_S) once and for ever, and he stops on a line $N = N_R + N_S$ if one considers the time evolution, the final probability distribution of the walker is given by $P_{RW}(N_R, N_S; N)$.

For the nonlinear autocatalytic system of a size $N = 100$ with reaction parameters $\kappa_2 = 10^{-3}k_0$ and $\kappa_1 = \lambda = 0$, we obtain the final probability distribution which has a single maximum at a racemic state, in agreement with the result of time integration, as shown in Fig. 6(a).

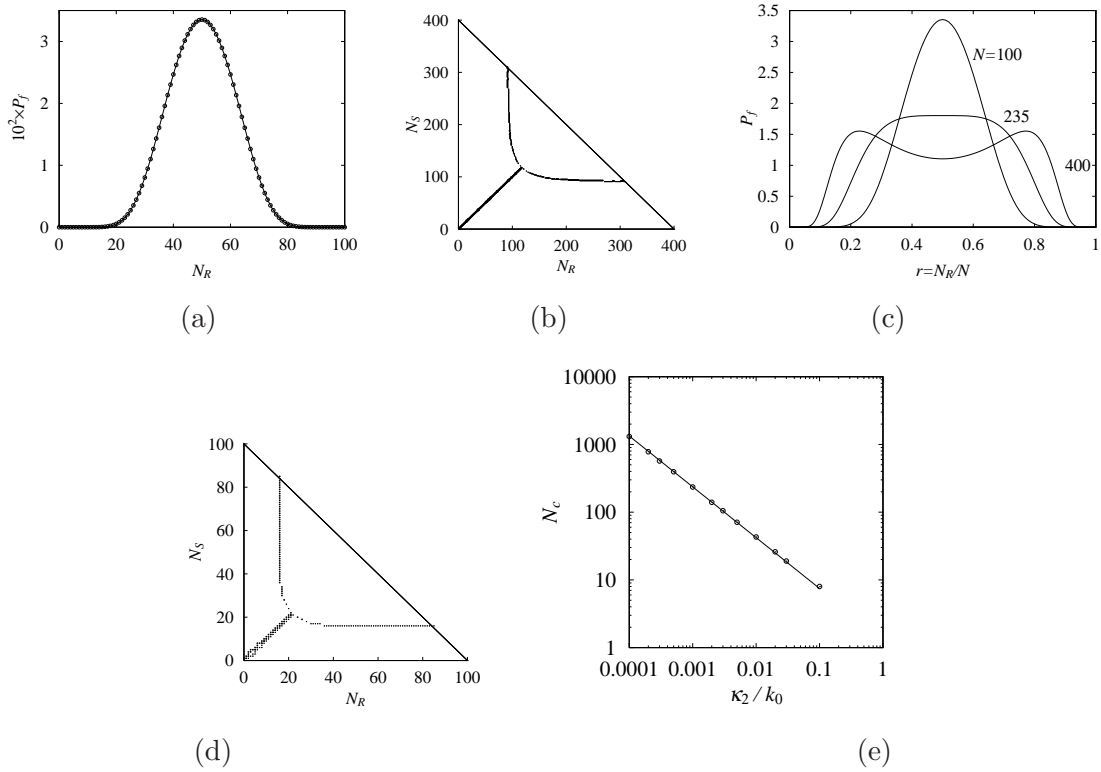


Fig. 6. (a) Final probability distribution of a nonlinear autocatalytic system: $N = 100$, $\kappa_2 = 10^{-3}k_0$, $\kappa_1 = \lambda = 0$. Symbols are the result by the time integration of the master equation and a continuous curve represents numerical calculation of the directed random walk model. (b) A trace of the probability maxima for $\kappa_2 = 10^{-3}$. (c) Variation of the final probability distribution as a function of N . (d) A trace of the probability maxima for $\kappa_2 = 10^{-2}$. (e) Critical number N_c for symmetry breaking at various strength of quadratic autocatalytic rate constant κ_2 . The fit line is $N_c = 1.33(\kappa_2/k_0)^{-0.75}$.

In Fig. 6(a) the probability distribution has a single peak, but in fact, the profile depends on the total number of chemical reactants N . The peak positions of the probability distribution

P_{RW} are shown in Fig.6(b) up to a size $N = 400$. It has a single peak for small $N_R + N_S = N < N_c$, whereas for large sizes $N > N_c$ it has symmetric double peaks. The probability start to split to have a double-peak structure around $N_c \approx 235$, and for $N=400$ the probability has clear double peaks, as shown in Fig.6(c). The critical value in terms of the concentration is $k_{2c}c^2 = \kappa_2 N_c^2 \approx 55.2k_0$, quite larger than the value estimated from the $\lambda \rightarrow 0$ limit value $k_{2c}c^2 = 4k_0$. Another fact to be noticed in Fig. 6(b) is that the traces of the two peaks are asymptotically parallel to two axes: N_R at the peak position, for example, is fixed, but $N_S = N - N_R$ increases with N , and so does the magnitude of the ee order parameter $|\phi| = |N_R - N_S|/N$.

The critical number N_c for double peaks actually depends on κ_2/k_0 . For example, on increasing κ_2 to $\kappa_2 = 10^{-2}k_0$, the traces of probability maxima is scaled down, as shown in Fig. 6(d). The critical size for the double-peak structure in this case is $N_c \approx 43$, and in terms of the rate constant k_2 its critical value is $k_{2c}c^2 = \kappa_2 N_c^2 = 18.5k_0$. By varying κ_2/k_0 from 10^{-4} to 10^{-1} , one finds that the critical size N_c depends on κ_2/k_0 as $N_c = 1.33(\kappa_2/k_0)^{-0.75}$, as shown in Fig. 6(e). We will show later that the exponent $-3/4$ has a certain meaning.

When κ_2 is close to k_0 and N_c is of the order unity, the discreteness of the integer number comes into play in the formula for N_c . In fact, at $\kappa_2 \approx k_0$ the probability peak takes place on the boundary, $N_R = 0$ and $N_S = 0$. A similar behavior is already found for the linearly autocatalytic case. This represents a single mother scenario of the homochirality by the autocatalytic reactions: When one starts from a completely achiral state without any chiral ingredients initially, the first chiral species produced randomly by the spontaneous reaction converts all the achiral substrate A into her descendants before the second mother of different chirality is born.

We now study the case when κ_2 is much smaller than k_0 ; $\kappa_2 \ll k_0$. Even in this case, the probability distribution has double peaks when the total number of reactants is large enough, as shown in Figs.6(b)-(d). By starting from an achiral state without any chiral species, the initial production is governed by the spontaneous production. Only after n steps of spontaneous production where

$$\kappa_2 n^2 \sim k_0, \quad (51)$$

there are enough chiral products for quadratic autocatalysis: $n \sim \sqrt{k_0/\kappa_2} \gg 1$. Here the probability distribution is Gaussian centered at a racemic state $N_{R0} = N_{S0} = n/2$ with a width n . In terms of the difference $x_0 = N_{R0} - N_{S0}$ at a step $n = N_{R0} + N_{S0}$, the probability is approximately given as

$$P(x_0)dx_0 \propto e^{-x_0^2/2n}dx_0. \quad (52)$$

After the initial stage of n steps, the quadratic autocatalysis comes into play. The state with (N_{R0}, N_{S0}) evolves deterministically according to the rate equations of the quadratic

autocatalysis. At the N -th step a state reaches to (N_R, N_S) with $N_R + N_S = N$ and related to the "initial" state (N_{R0}, N_{S0}) as

$$\frac{1}{N_R} - \frac{1}{N_S} = \frac{1}{N_{R0}} - \frac{1}{N_{S0}} \quad (53)$$

or in terms of the chirality $x = N_R - N_S$ as

$$x_0 = x \frac{n^2 - x_0^2}{N^2 - x^2} \approx \frac{n^2}{N^2} x \left(1 + \frac{N^2 - n^2}{N^4} x^2 + \dots \right). \quad (54)$$

The second approximation is valid close to the racemic state with $|x_0/n|, |x/N| \ll 1$. The probability distribution of x around a racemic state $|x/N| \ll 1$ is obtained as

$$P(x)dx = P(x_0)dx_0 \propto e^{-x_0^2/2n} \frac{dx_0}{dx} dx \sim e^{-Ax^2/2 + \mathcal{O}(x^4)} dx \quad (55)$$

with the coefficient A written as

$$A = \frac{n^3}{N^4} - \frac{6}{N^2} \quad (56)$$

for $N \gg n \gg 1$. The coefficient A becomes negative for

$$N > N_c = \sqrt{\frac{n^3}{6}} \sim \left(\frac{\kappa_2}{k_0} \right)^{-3/4}, \quad (57)$$

indicating that the probability distribution is minimum at $x = 0$. It means that the probability distribution has peaks at somewhere different from the racemic point $x = 0$. It should be a double peak structure because of the symmetry. The power law dependence Eq.(57) of the minimal number of chemical reactants N on the ratio of rate constants with an exponent $-3/4$ is in good agreement of the numerical data, shown in Fig. 6(e).

This mathematical analysis is qualitatively interpreted in the following manner. With a small κ_2 , the chiral species are produced spontaneously in the initial stage and the probability distribution has a racemic single peak. After the numbers of chiral species n are large enough as $n \sim \sqrt{k_0/\kappa_2}$, the quadratic autocatalysis increases the population of the majority enantiomer more than that of the minority ones, and when there are totally N chiral molecules, the probability of the racemic state decreases with a fluctuation about N^4/n^3 larger than the Gaussian width N . Furthermore, the nonlinear relation between the initial enantiomeric excess or x_0 to the final one x changes the Jacobian. Therefore, after a sufficient steps of nonlinear growth $N \sim (k_0/\kappa_2)^{-3/4}$, probability distribution takes a double peak structure. The rate coefficient for the quadratic autocatalysis should be large as $\kappa_2 N^{4/3} > k_0$ for the probability distribution to have a double-peak structure, but this condition is weaker than that for the single mother scenario; $\kappa_2 > k_0$.

7. Summary and Discussions

The probability distribution of the populations of chiral species in the reaction of chiral molecule production is studied by means of stochastic master equation. With a recycling back reaction, the system relaxes to a unique final distribution, which can be obtained analytically

by assuming a detailed balance condition. The final probability distribution has a racemic single peak for systems with a spontaneous and a linear autocatalytic reactions. With a quadratic autocatalysis, it has a double-peak structure, indicating the chiral symmetry breaking.

Without recycling, the probability is shown to depend on the initial condition. By starting from a complete achiral initial state without chiral ingredients, the final distribution agrees with that predicted by the weak recycling limit obtained by the detailed balance condition in a spontaneous and a linear autocatalytic cases, but in a quadratic autocatalytic system detailed balance condition leads to erroneous final probability different from that obtained by the time-integration of the master equation. Without recycling, in fact, there is no reason that the detailed balance condition holds. Instead, we presented another directed random walk model for the non-recycling system. The final probability is explained in all the cases without recycling by this model. With the quadratic autocatalysis, the probability develops double peaks as the rate of quadratic autocatalysis k_2 increases. Quadratic autocatalysis not only broadens the fluctuation produced initially by spontaneous production but also increases the density of states away from the racemic state. Therefore, if the rate coefficient k_2 is larger than that of the spontaneous production k_0 by a factor about $V^2/N^{4/3}$, double peaks develop in the probability distribution, i.e. if the reaction takes place in a small volume V with a large number of reactants N .

In the limit of a very small rate of the spontaneous production $k_0 \ll k_1/V$ or $k_0 \ll k_2/V^2$, the probability distribution has double peaks where one of the enantiomer is missing. This corresponds to the single mother, or chirality Eve, scenario for the homochirality. After the first chiral molecule is produced spontaneously and randomly, all the available achiral substrate molecules are converted to the first mother's type by linear or quadratic autocatalysis, before the second mother of another enantiomeric type is born spontaneously. This rare situation cannot be described by the rate equation but only by the stochastic method.

As for the double peaks in the probability distribution found in experiments of the Soai reaction, they are not sharp ones at the perfect homochirality. Therefore, the single mother scenario is improbable, and the quadratic autocatalysis with a moderate strength seems most plausible. However, if the single mother scenario is accompanied with some imperfections as epimerization process³² or erroneous catalysis, peaks may shift to smaller ee values. More careful study is necessary.

References

- 1) K. P. C. Vollhardt and N. E. Schore: *Organic Chemistry* (Freeman and Comp., New York, 1999).
- 2) L. Pasteur: Comptes Rendus, **28** (1849) 477.
- 3) F. R. Japp: Nature **58** (1898) 452.
- 4) L. Stryer: *Biochemistry* (Feeman and Comp., New York, 1998).
- 5) M. Calvin: *Chemical Evolution* (Oxford University Press, Oxford, 1969).
- 6) V. I. Goldanskii and V. V. Kuz'min: Z. Phys. Chem. (Leipzig) **269** (1988) 216.
- 7) I. D. Gridnev: Chem. Lett. **35** (2006) 148.
- 8) K. Pearson: Nature **58** (1898) 496, ibd **59** (1898) 30.
- 9) M. H. Mills: Chem. Ind. (London) **51** (1932) 750.
- 10) F. C. Frank: Biochimi. Biophys. Acta **11** (1953) 459.
- 11) K. Soai, T. Shibata, H. Morioka, and K. Choji: Nature **378** (1995) 767.
- 12) K. Soai, T. Shibata, I. Sato: Acc. Chem. Res, **33** (2000) 382.
- 13) I. Sato, D. Omiya, K. Tsukiyama, Y. Ogi, K. Soai: Tetrahedron: Asymmetry **12** (2001) 1965.
- 14) I. Sato, D. Omiya, H. Igarashi, K. Kato, Y. Ogi, K. Tsukiyama, K. Soai: Tetrahedron: Asymmetry **14** (2003) 975.
- 15) Y. Saito, H. Hyuga: J. Phys. Soc. Jpn. **73** (2004) 33.
- 16) Y. Saito, H. Hyuga: J. Phys. Soc. Jpn. **73** (2004) 1685.
- 17) Y. Saito, H. Hyuga: J. Phys. Soc. Jpn. **74** (2005) 535.
- 18) Y. Saito, H. Hyuga: J. Phys. Soc. Jpn. **74** (2005) 1629.
- 19) Y. Saito, H. Hyuga: in *Progress in Chemical Physics Research*, ed. A. N. Linke, Ch.3, (NOVA, New York, 2005) p.65
- 20) R. Shibata, Y. Saito, H. Hyuga: Phy. Rev. E **74** (2006) 026117-1.
- 21) Y. Saito and H. Hyuga: in *Topics in Current Chemistry: Amplification of Chirality*, ed. K. Soai, (Springer, Heidelberg, 2007).
- 22) D. G. Blackmond, C. R. McMillan, S. Ramdeehul, A. Shorm, J. M. Brown: J. Am. Chem. Soc. **123** (2001) 10103.
- 23) T. Buhse: Tetrahedron: Asymmetry **14** (2003) 1055.
- 24) J. R. Islas, D. Lavabre, J.-M. Grevy, R. H. Lamonedá, H. R. Cabrera, J.-C. Micheau, T. Buhse: Proc. Nat. Acad. Sci. USA **102** (2005) 13743.
- 25) K. Soai, I. Sato, T. Shibata, S. Komiya, M. Hayashi, Y. Matsueda, H. Imamura, T. Hayase, H. Morioka, H. Tabira, J. Yamamoto, and Y. Kowata: Tetrahedron: Asymmetry **14** (2003) 185.
- 26) I. D. Gridnev, J. M. Serafimov, H. Quiney, J. M. Brown: Org. Biomol. Chem. **1** (2003) 3811.
- 27) D. A. Singleton and L. K. Vo: J. Am. Chem. Soc. **124** (2002) 10010.
- 28) D. A. Singleton, L. K. Vo: Org. Lett. **5** (2003) 4337.
- 29) G. Lente: J. Phys. Chem. **108** (2004) 9475.
- 30) G. Lente: J. Phys. Chem. **109** (2005) 11058.
- 31) W. H. Press, S. A. Teukolsky, W. T. Vetterling and B. P. Flannery, *Numerical Recipes in Fortran* (Cambridge University Press, Cambridge, 1992).
- 32) R. Plasson, H. Bersini, A. Commeyras: Proc. Nat. Acad. Sci. USA **101** (2004) 16733.