

# Theory of strong localization effects of light in disordered loss or gain media

Regine Frank<sup>1</sup>, Andreas Lubatsch<sup>2,3</sup>, and Johann Kroha<sup>3</sup>

<sup>1</sup>*Institut für Astronomie und Astrophysik, Abt. Theoretische Astrophysik,  
Universität Tübingen, 72076 Tübingen, Germany*

<sup>2</sup>*Laboratoire de Physique et Modélisation des Milieux Condensés/CNRS, 38042 Grenoble, France*

<sup>3</sup>*Physikalisches Institut, Universität Bonn, 53115 Bonn, Germany*

We present a systematical theory for the interplay of strong localization effects and absorption or gain of classical waves in 3-dimensional, disordered dielectrics. The theory is based on the selfconsistent Cooperon resummation, implementing the effects of energy conservation and its absorptive or emissive corrections by an exact, generalized Ward identity. Substantial renormalizations are found, depending on whether the absorption/gain occurs in the scatterers or in the background medium. We find a finite, gain-induced correlation volume which may be significantly smaller than the scale set by the scattering mean free path, even if there are no truly localized modes. Possible consequences for coherent feedback in random lasers as well as the possibility of oscillatory in time behavior induced by sufficiently strong gain are discussed.

PACS numbers: 42.25.Dd, 42.55.Zz, 72.15.Rn, 73.20.Fz

The strong or Anderson localization (AL) [1] of light in 3-dimensional, random media has remained a fascinating and controversial issue, despite its early theoretical anticipation [2, 3] and despite the experimental observation of its precursor effect, the coherent backscattering light cone of weak localization [4, 5, 6]. Early experimental reports of an anomalously low diffusion constant in strongly scattering powders [7] were explained by a reduction of the transport velocity by Mie resonances [8]. However, recent works on the experimental proof of light localization [9] has lead to a controversial, still ongoing debate [10, 11]. The reason resides in the difficulty to distinguish AL from absorption in the medium. The problem becomes even more pressing for localization in random media with stimulated emission (*random lasers*) [12]. Here the scattering mean free path is large compared to the wave length,  $\ell \gg \lambda$ , so that localization effects are expected to be small. However, the experiments indicate unambiguously, by direct observation [13] and especially by measuring the photon statistics [14], that the laser emission is due to coherent feedback and occurs from spatially confined spots in the sample. As an alternative to lasing from Anderson localized modes, the existence of preformed cavities in the random medium has been proposed [15].

In theory, AL has been understood [16, 17] as an effect of repeated self-interference (so-called Cooperon contributions) of diffusive modes. Since diffusion is a hydrodynamic phenomenon relying on the conservation of particle number or energy, this raises the fundamental question for the fate of AL in the presence of absorption or gain altogether. In this Letter we present the to our knowledge first systematical theory for the interplay of strong localization effects and absorption or gain in  $d = 3$  dimensions. The theory is based on the selfconsistent resummation of Cooperon contributions pioneered by Vollhardt and Wölfle [17]. The conservation laws are implemented

by a Ward identity (WI), which is generalized to include absorption or gain exactly.

As the central results we find (1) that absorption and gain are dual to each other in the sense that the absorption and gain length  $\xi_a$  both have the same deminishing effect on AL, i.e. the diffusion constant  $D$ , in contrast to the intuition that coherent wave amplification might enhance the Cooperon interference and hence AL, but in agreement with the general study of Paasschens *et al.* [18] in  $d = 1$ . (2) However, we find strong loss or gain dependent renormalizations of  $D$  and of  $\xi_a$ , asymmetrical in loss or gain, originating not from wave interference but from the violation of the conservation laws. These renormalizations are, in particular, sensitive to whether the loss (gain) occurs in the homogeneous background medium or in the random scatterers. (3) Moreover, we predict that the intensity correlation length can be substantially smaller than either the scattering mean free path  $\ell$  or the amplitude absorption or gain length  $\lambda_a$ , constituting a finite coherence volume. Possible implications on coherent feedback in random lasers are discussed.

We consider a system of randomly positioned spherical scatterers immersed in a background medium with dielectric constants  $\epsilon_s$  and  $\epsilon_b$ , respectively. On the semiclassical level, linear absorption and the stimulated part of emission are represented by a positive or negative imaginary part of the index of refraction,  $n_s = \sqrt{\epsilon_s}$  and  $n_b = \sqrt{\epsilon_b}$ , respectively. Since we will focus on the fundamental problems posed above rather than a quantitative description, we will neglect the vector nature (polarization) of light and consider scalar, classical waves only. These obey the wave equation

$$\frac{\omega^2}{c^2} \epsilon(\vec{r}) \Psi_\omega(\vec{r}) + \nabla^2 \Psi_\omega(\vec{r}) = -i\omega \frac{4\pi}{c^2} j_\omega(\vec{r}), \quad (1)$$

where  $c$  denotes the vacuum speed of light and  $j_\omega(\vec{r})$  an external source. The dielectric constant  $\epsilon(\vec{r}) = \epsilon_b +$

$\Delta\epsilon V(\vec{r})$ ,  $\Delta\epsilon = \epsilon_s - \epsilon_b$ , describes the arrangement of scatterers through the function  $V(\vec{r}) = \sum_{\vec{R}} S_{\vec{R}}(\vec{r} - \vec{R})$ , with  $S_{\vec{R}}(\vec{r})$  a localized shape function at random locations  $\vec{R}$ . The Fourier transform of the disorder averaged Green's function of Eq. (1) is given by  $G_{\vec{k}}^\omega = 1/[\epsilon_b(\omega/c)^2 - |\vec{k}|^2 - \Sigma_{\vec{k}}^\omega]$ , where the self-energy  $\Sigma(\vec{k}, \omega)$  represents the effects of scattering from the random “potential”  $-(\omega/c)^2(\epsilon_s - \epsilon_b)V(\vec{r})$  and is assumed to be local in the following. The propagators and selfenergies are understood as the retarded ones. The mode density is given by  $N(\omega) = -(\omega/\pi)\text{Im}G_0^\omega$ ,  $G_0^\omega \equiv \int d^3k/(2\pi)^3 G_{\vec{k}}^\omega$ .

Since averaged single-particle quantities do not contain information about AL, we now turn to the intensity correlation function, defined in terms of the non-averaged Green's functions  $\hat{G}$ ,  $\hat{G}^*$  as  $\Phi_{\vec{q}\vec{q}'}^\omega(\vec{Q}, \Omega) = \langle \hat{G}_{\vec{q}+\vec{Q}}^{\omega+} \hat{G}_{\vec{q}'-\vec{Q}}^{\omega-*} \rangle$  and known to have a diffusion pole structure [3, 17, 19]. Here we have introduced the usual [19] center-of-mass and relative frequencies and momenta: The variables  $\Omega$ ,  $\vec{Q}$  are associated with the time and position dependence of the energy density, while  $\omega_\pm = \omega \pm \Omega/2$  and  $\vec{q}_\pm = \vec{q} \pm \vec{Q}/2$  etc. are the frequencies and momenta of in- and out-going waves, respectively.  $\Phi$  is determined by the kinetic equation

$$\left[ \omega\Omega \frac{\text{Re}\epsilon_b}{c^2} - Q(\vec{q} \cdot \hat{Q}) + \frac{i}{c^2\tau^2} \right] \Phi_{\vec{q}\vec{q}'}^\omega = -i\text{Im}G_{\vec{q}}^\omega \left[ 1 + \int \frac{d^3q''}{(2\pi)^3} \gamma_{\vec{q}\vec{q}'}^\omega \Phi_{\vec{q}''\vec{q}'}^\omega \right], \quad (2)$$

which follows from a Bethe-Salpeter equation in analogy to Ref. [19]. In order to analyze the correlation function's long-time ( $\Omega \rightarrow 0$ ) and long-distance ( $|\vec{Q}| \rightarrow 0$ ) behavior, terms of  $O(\Omega^2, Q^3, \Omega Q)$  have been neglected here and throughout this paper. Eq. (2) contains both, the *total* quadratic momentum relaxation rate  $1/\tau^2 = c^2 \text{Im}(\epsilon_b\omega^2/c^2 - \Sigma^\omega)$  (due to absorption/gain in the background medium as well as impurity scattering) and the irreducible two-particle vertex function  $\gamma_{\vec{q}\vec{q}'}^\omega(\vec{Q}, \Omega)$ .

The energy conservation is implemented in a field theoretical sense by a WI which has been derived for the photonic case in Ref. [19] and for scalar waves takes the exact form

$$\Sigma_{\vec{q}+}^{\omega+} - \Sigma_{\vec{q}-}^{\omega-*} - \int \frac{d^3q'}{(2\pi)^3} \left[ G_{\vec{q}+}^{\omega+} - G_{\vec{q}-}^{\omega-*} \right] \gamma_{\vec{q}'\vec{q}}^\omega(\vec{Q}, \Omega) = f_\omega(\Omega) \left[ \text{Re}\Sigma_{\vec{q}}^\omega + \int \frac{d^3q'}{(2\pi)^3} \text{Re}G_{\vec{q}'}^\omega \gamma_{\vec{q}'\vec{q}}^\omega(\vec{Q}, \Omega) \right]. \quad (3)$$

The right-hand side of Eq. (3) represents reactive effects (real parts), originating from the explicit  $\omega^2$ -dependence of the photonic random “potential”, which for conserving media renormalize the energy transport velocity  $v_E$  relative to the average phase velocity  $c_p$  [3, 19] without destroying the diffusive long-time behavior. In presence of loss or gain, these effects are enhanced via the prefactor

$f_\omega(\Omega) = (\omega\Omega\text{Re}\Delta\epsilon + i\omega^2\text{Im}\Delta\epsilon)/(\omega^2\text{Re}\Delta\epsilon + i\omega\Omega\text{Im}\Delta\epsilon)$ , which now does not vanish in the limit  $\Omega \rightarrow 0$ , and induce more severe renormalizations of the diffusion coefficient  $D$  and a finite intensity correlation length  $\xi_a$ , as seen below.

To solve the kinetic equation (2) the 4-point correlation function  $\Phi_{\vec{q}\vec{q}'}^\omega$  is expanded into its moments, the energy density correlator  $P_{\vec{Q}}^\omega(\vec{Q}, \Omega)$  and the energy current density correlator  $J_{\vec{Q}}^\omega(\vec{Q}, \Omega)$  [3, 19]. Employing the WI one obtains the exact continuity equation and the current relaxation equation, respectively,

$$\Omega P_{\vec{Q}}^\omega + Q J_{\vec{Q}}^\omega = \frac{4\pi i \omega N(\omega)}{g_\omega^{(1)} [1 + \Delta(\omega)] c_p^2} + \frac{i[g_\omega^{(0)} + \Lambda(\omega)]}{g_\omega^{(1)} [1 + \Delta(\omega)]} P_{\vec{Q}}^\omega \quad (4)$$

$$\left[ \omega\Omega \frac{\text{Re}\epsilon_b}{c^2} + \frac{i}{c^2\tau^2} + iM(\Omega) \right] J_{\vec{Q}}^\omega + \tilde{A} Q P_{\vec{Q}}^\omega = 0, \quad (5)$$

The expressions for the coefficients  $\tilde{A}$ ,  $\Delta$ ,  $\Lambda$ ,  $g_\omega^{(0)}$ ,  $g_\omega^{(1)}$  are lengthy, but straightforward and analogous to Ref. [19]. They enter into the transport quantities given explicitly below. Eq. (4) represents the local energy conservation with corrections due to absorption or gain as well as reactive corrections. Eq. (5) describes the time evolution of the current density ( $J_{\vec{Q}}^\omega$ ) induced by a density distribution ( $P_{\vec{Q}}^\omega$ ) due to momentum relaxation and the memory kernel  $M(\Omega)$ .  $M(\Omega)$  is a functional of the irreducible 2-wave vertex  $\gamma_{\vec{q}'\vec{q}}^\omega(Q, \Omega)$ . Its characteristic  $\Omega$ -dependence describes memory effects due to the diffusion and interference as well as amplification or absorption of waves in the medium, see below. Eqs. (4), (5) are easily solved to obtain a diffusion pole form for the density correlator,

$$P_{\vec{Q}}^\omega(Q, \Omega) = \frac{4\pi i N(\omega)/(g_\omega^{(1)} [1 + \Delta(\omega)] c_p^2)}{\Omega + iQ^2 D + i\xi_a^{-2} D}, \quad (6)$$

with the  $\Omega$ -dependent diffusion coefficient  $D(\Omega)$ ,

$$D(\Omega) [1 - i\Omega\omega\tau^2\text{Re}\epsilon_b] = D_0^{\text{tot}} - c^2\tau^2 D(\Omega) M(\omega) \quad (7)$$

and the absorption or gain induced correlation length  $\xi_a$  of the diffusive modes,

$$\xi_a^{-2} = \left[ \frac{r_\epsilon A_\epsilon - 2\omega^2 \text{Im}\epsilon_b}{2\text{Re}\epsilon_b - A_\epsilon B_\epsilon/\omega} \right] \frac{1}{\omega D(\Omega)}. \quad (8)$$

The diffusion constant without memory effects,  $D_0^{\text{tot}} = D_0 + D_b + D_s$ , consists of the bare diffusion constant [3],

$$D_0 = \frac{2v_E c_p}{\pi N(\omega)} \int \frac{d^3k}{(2\pi)^3} [\vec{k} \cdot \hat{Q}]^2 (\text{Im}G_{\vec{k}}^\omega)^2 \quad (9)$$

and renormalizations from absorption or gain in the background medium ( $D_b$ ) and in the scatterers ( $D_s$ ),

$$D_b = \frac{1}{4} (\omega\tau)^2 \text{Im}\epsilon_b \tilde{D}_0 \quad (10)$$

$$D_s = \frac{r_\epsilon A_\epsilon \tau^2}{8} \tilde{D}_0, \quad (11)$$

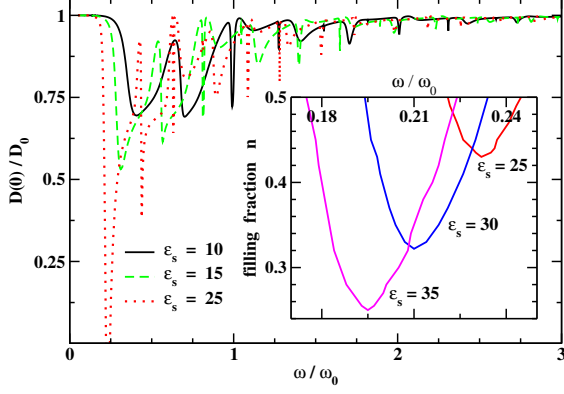


FIG. 1: (Color online) Diffusion constant  $D(0)$  in units of the bare diffusion constant for  $\epsilon_b = 1$  and scatterer volume fraction  $n = 50\%$ . The frequency unit in all figures is  $\omega_0 = 2\pi c/r_0$  where  $r_0$  is the radius of the scatterers. The localization transition is reached for  $\epsilon_s \gtrsim 24$ . The inset displays the mobility edge trajectories in the filling fraction - frequency ( $n, \omega$ ) plane for increasing dielectric contrast of the randomly positioned scatterers within the the first Mie resonance.

where  $\tilde{D}_0$  is the same expression as Eq. (9), with  $(\text{Im}G_k^\omega)^2$  replaced by  $\text{Re}(G_k^\omega)^2$ . In Eqs. (8)-(11), the following short-hand notations have been introduced,

$$u_\epsilon = \frac{\text{Im}(\Delta\epsilon\Sigma^\omega)}{\text{Im}(\Delta\epsilon G_0^\omega)}, \quad r_\epsilon = \frac{\text{Im}\Delta\epsilon}{\text{Re}\Delta\epsilon}$$

$$A_\epsilon = 2u_\epsilon \text{Re}G_o + 2\text{Re}\Sigma_o, \quad B_\epsilon = \frac{[\text{Re}\Delta\epsilon]^2 + [\text{Im}\Delta\epsilon]^2}{2\omega^2[\text{Re}\Delta\epsilon]^2}.$$

We have carefully analyzed  $M(\Omega)$  for absorptive/emissive media along the lines of Vollhardt and Wölfle [17, 20] for the selfconsistent calculation of  $\gamma_{\vec{q}'\vec{q}}^\omega$ . In the infrared limit ( $\Omega \rightarrow 0$ ) the dominant contributions to  $\gamma_{\vec{q}'\vec{q}}^\omega$  are the same Cooperons (maximally crossed diagrams) as for conserving media, however now acquiring the absorption (gain)-induced decay (growth) rate  $\xi_a^{-2}D$ . They have been evaluated exploiting time reversal symmetry in the medium with loss or gain, and  $M(\Omega)$  reads

$$D(\Omega)M(\Omega) = -\frac{(2v_E c_p)^2}{\pi\omega N(\omega)D_0}$$

$$\times u_\epsilon [2\pi\omega u_\epsilon N(\omega) + r_\epsilon A_\epsilon - 2\omega^2 \text{Im}\epsilon_b] \quad (12)$$

$$\times \int \frac{d^3q}{(2\pi)^3} \int \frac{d^3q'}{(2\pi)^3} \frac{[\vec{q} \cdot \vec{q}'] |\text{Im}G_q| (\text{Im}G_{q'})^2 [\vec{q}' \cdot \vec{q}]}{\frac{-i\Omega}{D(\Omega)} + (\vec{q} + \vec{q}')^2 + \xi_a^{-2}}.$$

Eqs. (7)-(12) are the central result of this work and constitute the self-consistency equations for the diffusion coefficient  $D(\Omega)$  and the correlation length  $\xi_a$  in presence of absorption or gain. We have evaluated them below employing the independent scatterer approximation of Ref. [21] for the single-particle quantities. More sophisticated approximation schemes, suitable for high scatterer

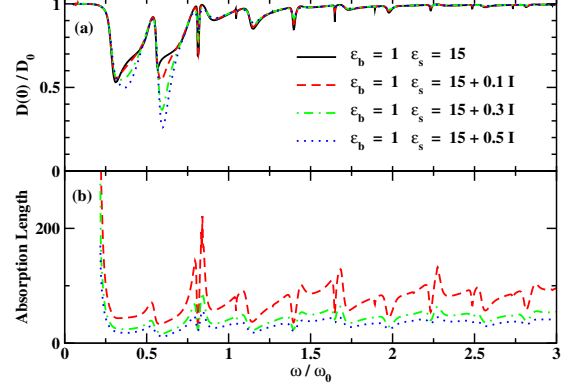


FIG. 2: (Color online) (a) Diffusion constant  $D(0)$  for  $n = 50\%$ . The scatterers exhibit different amounts of absorption as indicated. (b) Absorption length  $\xi_a$  in units of the scatterer radius for the systems in (a).

concentrations, like the coherent potential approximation (CPA) [22] will be considered elsewhere.

Let us first discuss the kernel  $M(\Omega)$ . It describes the enhanced backscattering and for a conserving medium ( $\text{Im}\epsilon_b = \text{Im}\epsilon_s = 0$ ), where  $\xi_a^{-2} = 0$ , it drives the AL transition due to its negative, infrared divergent contribution [3, 17]. For illustration we show in Fig. 1 the AL phase diagram and  $D(\Omega = 0)$  for  $\epsilon_b = 1$  and various real values of  $\epsilon_s$ , displaying strong suppression near the Mie resonances, albeit for rather high dielectric contrast  $\Delta\epsilon$ . Introducing now absorption or gain, the quadratic inverse correlation length  $\xi_a^{-2}$  becomes non-zero and can assume both positive and negative values. True AL due to repeated enhanced backscattering is no longer possible in this case, because, through selfconsistency, a vanishing  $D(0)$  would drive  $\xi_a^{-2} \rightarrow \infty$  and  $D(0)M(0) \rightarrow 0$ . Inspection of  $M(\Omega)$  shows analytically that the real part of the integral in Eq. (12) is symmetrical with respect to  $\xi_a^{-2} \leftrightarrow -\xi_a^{-2}$ , i.e. AL is suppressed by absorption or gain in a symmetrical way. This is in agreement with the surprising absorption/gain duality derived by Paasschens *et al.* [18] for  $d = 1$  systems.

However, we do find important deviations from this finding for systems where there is no symmetry between background and scattering medium (like in our  $d = 3$  case): (1) As seen from Eq. (8),  $\xi_a^{-2}$  itself is not symmetric in the sign of  $\text{Im}\epsilon_b$  or  $\text{Im}\epsilon_s$  and be positive even for purely emissive media,  $\text{Im}\epsilon_b < 0$ ,  $\text{Im}\epsilon_s < 0$ . (2) The full diffusion coefficient has additional contributions  $D_b$ ,  $D_s$  from loss/gain in the background and in the scatterers, Eqs. (10), (11), which to our knowledge have not been reported before. While  $D_b$  is always positive for absorption and negative for gain as expected,  $D_s$  has a complicated dependence on the signs of  $\text{Im}\epsilon_b$ ,  $\text{Im}\epsilon_s$  and depends sensitively on whether absorption and/or gain occurs in the background medium or in the scatterers.

This is because, in contrast to  $D_b$ , the impurity scattering contribution  $D_s$  results from an intricate interplay between elastic momentum relaxation and absorption/gain processes. We emphasize that the existence and the form of  $D_b$ ,  $D_s$ , and  $\xi_a^{-2}$  are a direct consequence of the non-conserving terms in the WI Eq. (3), and, thus, are exact.

The complete scenario of localization effects is now as follows. Even though in the presence of absorption or gain there are no true Anderson localized modes because of the finite  $\xi_a^{-2}$ , the contributions  $D_b$  and  $D_s$  can strongly suppress the total diffusion coefficient  $D(0)$ . This is shown in Fig. 2 for a system of absorbing scatterers embedded in air. Even relatively small absorption drastically decreases the diffusion constant  $D(0)$  close to the low-order Mie resonances. At the same frequencies the correlation length  $\xi_a$  is suppressed even more dramatically. For the case of purely absorbing system,  $\xi_a$  may be identified with the effective absorption length for diffusive modes. For the case of emission, e.g. in the background, two scenarios are possible. (i)  $\xi_a^{-2} > 0$ ; this may occur either due to the subtle interplay with momentum relaxation processes and absorption in the scatterers. Both  $D(0)$  and the intensity correlation length  $\xi_a$  are finite, but suppressed near the Mie resonances, as shown in Fig. 3. It is also seen that absorption in the scatterers can be partially compensated by emission in the background. (ii)  $\xi_a^{-2} < 0$ ; this is realized for sufficiently strong gain. Via Eq. (6) the intensity correlations now exhibit oscillatory behavior in position space, with a characteristic period  $\text{Im}\xi_a$ . It also implies a pole on the real axis in the integration range of Eq. (12) and, hence, a complex diffusion constant, corresponding to temporal oscillations of intensity fluctuations with frequency  $\Omega_D = Q^2 \text{Im}D(0)$ . We interpret these oscillatory behaviors as a memory effect, generated by the enhanced backscattering of waves which have been amplified while diffusing in the surrounding medium.

In conclusion, we have presented a systematical theory for the interplay of strong localization effects and absorption or gain in  $d = 3$  dimensions. True AL due to Cooperon interference is not possible in the presence of either loss or gain. However, we found strong renormalizations of the diffusion constant  $D$ , arising from the violation of the conservation laws. These renormalizations depend sensitively on whether absorption/gain occurs in the scatterers or the background. Intimately connected with the loss/gain-induced suppression of  $D$  is the appearance and reduction of a finite intensity correlation length  $\xi_a$ , even though there are no truly localized modes. We conjecture that in random lasers this finite length might define the coherence volume necessary for resonant feedback, that is observed experimentally [14]. This will be subject of further research. Oscillatory behavior in space and time is predicted for sufficiently strong gain, although it is presumably difficult to observe, as it occurs only during the overall intensity increase (“gain”), i.e.

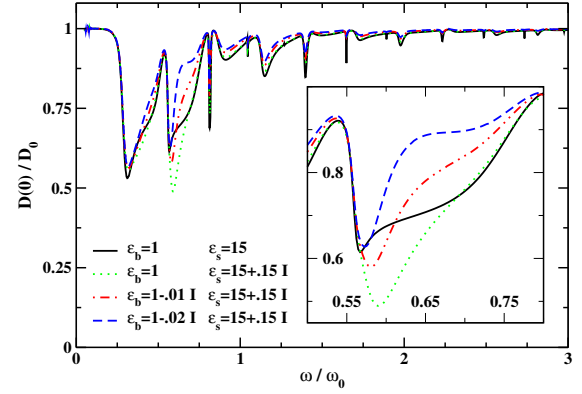


FIG. 3: (Color online) Diffusion constant  $D(0)$  for  $n = 50\%$ . The absorbing scatterers are placed in a host medium with optical gain, as indicated. Parameters are chosen such that  $\xi_a^2 > 0$ .

during the transient time from below the lasing threshold to intensity saturation.

Usefull discussions with M. Arnold, H. Cao, D. Chigrin, B. Shapiro, and C.M. Soukoulis are gratefully acknowledged. This work was partly supported by DFG through grant KR1726/3 (J.K., A.L.).

- 
- [1] P.W. Anderson, Phys. Rev. **109**, 1492 (1958).
  - [2] S. John, and M.J. Stephen, Phys. Rev. B **28**, 6358 (1983).
  - [3] J. Kroha, C.M. Soukoulis, and P. Wölffe, Phys. Rev. B **47**, 11093 (1993).
  - [4] Y. Kuga and J. Ishimaru, J. Opt. Soc. Am. B **1**, 831 (1984).
  - [5] M.P. van Albada and A. Lagendijk, Phys. Rev. Lett. **55**, 2692 (1985).
  - [6] P.E. Wolf and G. Maret, Phys. Rev. Lett. **55**, 2696 (1985).
  - [7] M.P. van Albada *et al.*, Phys. Rev. Lett. **66**, 3132 (1991).
  - [8] B.A. van Tiggelen *et al.*, Phys. Rev. B **45**, 12233 (1992).
  - [9] D.S. Wiersma *et al.*, Nature **390**, 671 (1997).
  - [10] F. Scheffold *et al.*, Nature **398**, 206 (1999).
  - [11] D.S. Wiersma *et al.*, Nature **398**, 207 (1999).
  - [12] H. Cao, Waves in Random Media **13**, R1 (2003).
  - [13] H. Cao *et al.*, Phys. Rev. Lett. **84**, 5584 (2000).
  - [14] H. Cao *et al.*, Phys. Rev. Lett. **86**, 4524 (2001).
  - [15] V.M. Apalkov, M.E. Raikh, B. Shapiro, Phys. Rev. Lett. **89**, 016802 (2002).
  - [16] E. Abrahams *et al.*, Phys. Rev. Lett. **42**, 673 (1979).
  - [17] D. Vollhardt and P. Wölffe, Phys. Rev. Lett. **45**, 842 (1980); Phys. Rev. B **22**, 4666 (1980).
  - [18] J.C.J. Paasschens, T.Sh. Misirpashaev, C.W.J. Beenakker Phys. Rev. B **54**, 11887 (1996).
  - [19] A. Lubatsch, J. Kroha, K. Busch, Phys. Rev. B **71**, 184201 (2005).
  - [20] J. Kroha, Physica A **167**, 231 (1990).
  - [21] B.A. van Tiggelen, A. Lagendijk, A. Tip, Phys. Rev. Lett. **71**, 1284 (1993).
  - [22] K. Busch and C.M. Soukoulis, Phys. Rev. Lett. **75**, 3442 (1995); Phys. Rev. B **54**, 893 (1996).