

Evolution of the heavy fermion state in Ce_2IrIn_8

R.H. Heffner^{a,c,*} G.D. Morris^{a,d} E.D. Bauer^a J.L. Sarrao^a J.D. Thompson^a
D.E. MacLaughlin^b L. Shu^b

^a*Los Alamos National Laboratory, MS K764, Los Alamos, NM 87545, USA*

^b*Department of Physics, University of California, Riverside, CA 92521, USA*

^c*Japan Atomic Energy Research Institute, Tokai-Mura, Naka-Gun, Ibaraki-Ken, 319-1195 Japan*

^d*TRIUMF, 4004 Wesbrook Mall, Vancouver, B.C., Canada V6T 2A3*

Abstract

We report μSR Knight shift and susceptibility studies for 1 T applied field along the crystalline c- and a-axes of the heavy fermion compound Ce_2IrIn_8 . Below a characteristic temperature T^* one observes a ‘Knight-shift anomaly’ in which the Knight shift constant K no longer scales linearly with χ . This anomaly is consistent with a scaling law in which the susceptibility χ is composed of a high-temperature component corresponding to non-interacting local moments and a low-temperature component $\chi_{\text{cf}} \sim (1 - T/T^*) \ln(T^*/T)$ which characterizes the heavy-electron state below T^* . We find that T^* is anisotropic, with $T_a^* = 59(3)$ K and $T_c^* = 24(1)$ K, and derive the magnitudes of $\chi_{\text{cf}}^{a,c}$.

Key words: Ce_2IrIn_8 , μSR , heavy fermion, Knight shift anomaly

1. Introduction

It is generally agreed that a defining characteristic of f-electron heavy-fermion materials is the transformation of independently fluctuating moments at high temperatures into a system of interacting, highly screened moments at low temperatures via hybridization between the localized f-electrons and the conduction electrons. This process is understood exactly in the case of a single Kondo impurity, but there is no complete theory of the formation of the heavy fermion state in a lattice of f-electrons. Recently, a phe-

nomenological picture for the thermodynamics of this process in the $\text{Ce}_{1-x}\text{La}_x\text{CoIn}_5$ system was put forth in terms of a two-component susceptibility [1]: a high-temperature component, corresponding to non-interacting, local Ce moments, and a low-temperature component $\chi_{\text{cf}} \sim (1 - T/T^*) \ln(T^*/T)$ which characterizes the formation of the heavy-electron state below temperature T^* . In order to study the generality of this phenomenology we measured transverse field (TF) μSR Knight shifts (which measure the local susceptibility) in the heavy fermion material Ce_2IrIn_8 . This material is the two-layer analog to CeIrIn_5 and possesses a relatively high Sommerfeld constant of 700 mJ/Ce mol-K² [2]. In a previous zero-field μSR investigation [3] we showed

* Tel. +81-29-284-3524, Fax: +81-29-282-5927, email: heffner@popsvr.tokai.jaeri.go.jp

that Ce_2IrIn_8 possesses small-moment, disordered magnetic ordering below about $T = 0.6$ K. Our TF measurements reported here were carried out well above this ordering temperature, between 4 – 300 K.

The muon Knight shift constant $K = (\nu - \nu_0)/\nu_0$, where ν is the measured frequency and $2\pi\nu_0 = \gamma_\mu H_0$, where γ_μ is the muon's gyromagnetic ratio (8.51×10^8 Hz/T) and H_0 is the applied field. Generally, $K = K_0 + K_{\text{dem}} + B_{\text{hyp}}\chi_f(T)/N_A\mu_B$, where K_{dem} is the shift caused by the demagnetization fields, χ_f is the total temperature-dependent f-electron susceptibility, K_0 is the shift from temperature-independent sources and B_{hyp} is the total hyperfine coupling field between the muon and the Ce moments. The constants N_A and μ_B are Avogadro's number and the Bohr magneton, respectively. For muons one usually has $B_{\text{hyp}} = B_c + B_{\text{dip}}$, where B_c is an indirect RKKY-type coupling and B_{dip} is a direct dipolar coupling [6]. One expects K proportional to the bulk susceptibility if $K \propto B_{\text{hyp}}(r)\chi(T)$. A breakdown of linearity between K and χ is found in many heavy fermion materials [4,5], however, implying $K \propto B_{\text{hyp}}(r,T)\chi(T)$ (i.e., a temperature-dependent B_{hyp}), or, as considered here, an additional low-temperature susceptibility component which couples differently to the muon.

2. Experimental results

The experiments were performed at the M20 muon channel at TRIUMF in Vancouver, Canada. Single crystal samples were mounted on a silver backing which served as a reference material to calibrate the applied field $H_0 = 1$ T. Fig. 1 shows the susceptibility dependence of the measured $K_{\mu i}^{a,c} \equiv K_i^{a,c} - K_{\text{dem}}^{a,c}$ for H_0 parallel to the a - and c -axes, where $K_{\text{dem}} = 4\pi(\frac{1}{3} - N)\rho_{\text{mol}}\chi$, with ρ_{mol} the molar density. The geometrical demagnetization terms are $N \cong 0.73$ and $N \cong 0.82$ for the c - and a -axis data, respectively. Two frequencies were observed with shifts labeled $K_{\mu 1}$ and $K_{\mu 2}$, corresponding to muons stopping at different sites with relative amplitudes 2 : 3, respectively. A non-linear $K - \chi$ relation is observed for both sites and both

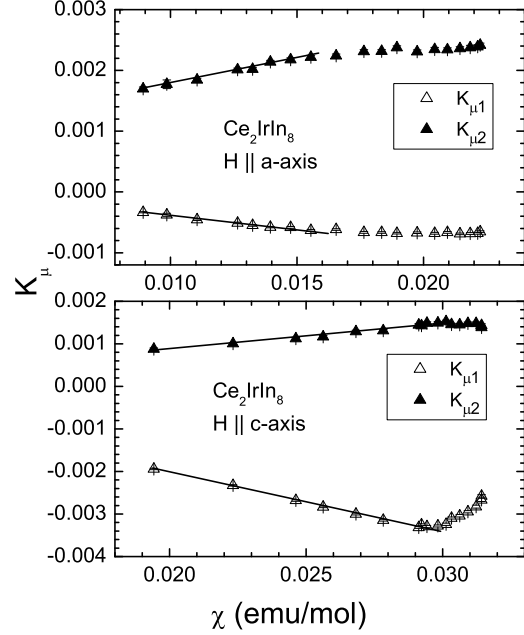


Fig. 1. Susceptibility dependence of $K_\mu = K - K_{\text{dem}}$ for applied fields along the c - and a -axes. The two frequencies correspond to two muon sites.

field directions. Following the notation of Curro *et al.* [5] we write the molar susceptibility as $\chi = \chi_{\text{ff}} + 2\chi_{\text{cf}} + \chi_0$, where χ_{ff} corresponds to high-temperature localized spins, and χ_0 is independent of temperature. One has [5]

$$K_{\mu i}^{a,c} = [(A_i^{a,c} - B_i^{a,c})\chi_{\text{cf}}^{a,c} + B_i^{a,c}(\chi^{a,c} - \chi_0^{a,c})]/N_A\mu_B, \quad (1)$$

where $i = 1, 2$ and A is the coupling between the muon and χ_{cf} . Eq. 1 is actually 4 equations, one for each site and field direction. Because χ_{cf} vanishes above T^* , the coupling constants $B_i^{a,c}$ can be determined by fitting the $K_{\mu i}^{a,c}$ vs. $\chi^{a,c}$ data at high temperatures [5]. This is shown by the solid lines in Fig. 1. If the muon sites possess tetragonal symmetry, then $B = B_c + B_{\text{dip}}^{zz}$ for $H \parallel c$ and $B = B_c - \frac{1}{2}B_{\text{dip}}^{zz}$ for $H \parallel a$. Here B_{dip}^{zz} is the z -component of the dipole coupling tensor and B_c is assumed to be isotropic. Thus, B_{dip}^{zz} and B_c can be determined for each site.

The $B_i^{a,c}$ from high-temperature fits to the data

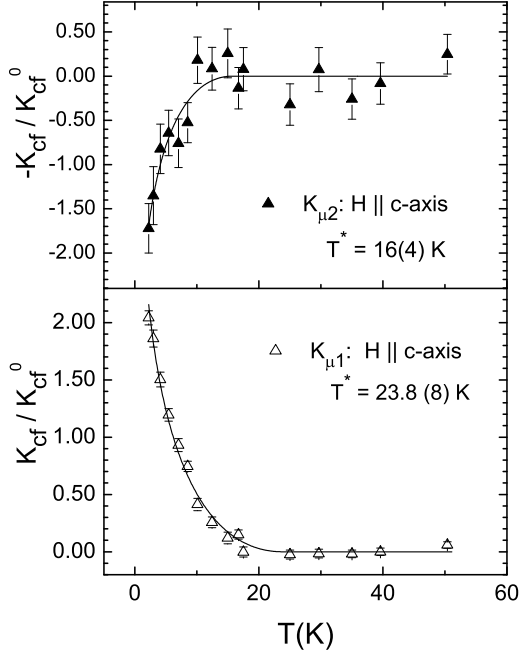


Fig. 2. Temperature dependence of the normalized (see text) Knight K_{cf} for $H_0 \parallel c$ -axis: The two shifts $K_{\mu 1}$ and $K_{\mu 2}$ correspond to two muon sites. The solid lines are fits to the equation $K_{cf} = K_{cf}^0(1 - T/T^*) \ln(T^*/T)$ [1,5].

Table 1

Hyperfine fields B derived from fitting high-temperature K vs. χ data in Fig. 1 using Eq. 1. Also shown is B_{dip}^{zz} , derived assuming tetragonal symmetry for the muon sites corresponding to $K_{\mu 1}$ and $K_{\mu 2}$ (see text).

Hyperfine fields (Oe/ μ_B)	$K_{\mu 1}$	$K_{\mu 2}$
$B(H_0 \parallel c)$	-786 ± 9	379 ± 20
$B(H_0 \parallel a)$	-248 ± 9	475 ± 41
B_{dip}^{zz}	-359 ± 12	-64 ± 40

are given in Table I, together with the derived values of B_{dip}^{zz} , assuming tetragonal symmetry. Three possible tetragonal sites are $(\frac{1}{2}, \frac{1}{2}, \frac{1}{2})$, $(\frac{1}{2}, 0, 0.194)$ and $(\frac{1}{2}, \frac{1}{2}, 0)$ (see Fig. 1 of Ref. [7]). The calculated B_{dip}^{zz} for these sites are 423, -1523 and -156 Oe/ μ_B , respectively. The $K_{\mu 2}$ site is thus roughly consistent with the $(\frac{1}{2}, \frac{1}{2}, 0)$ site, and we derive a value of $B_c = 443(60)$ Oe/ μ_B for this site. The $K_{\mu 1}$ site, however, does not agree with any of these obvious sites and is not yet identified.

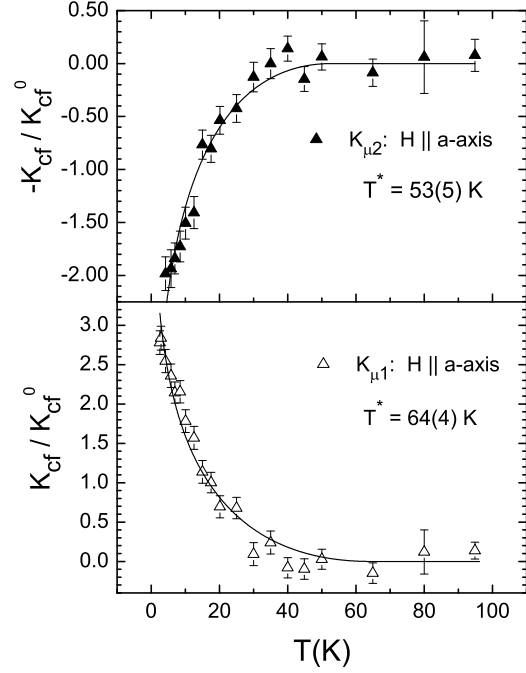


Fig. 3. Temperature dependence of the normalized (see text) Knight K_{cf} for $H_0 \parallel a$ -axis: The two shifts $K_{\mu 1}$ and $K_{\mu 2}$ correspond to two muon sites. The solid lines are fits to the equation $K_{cf} = K_{cf}^0(1 - T/T^*) \ln(T^*/T)$ [1,5].

Having obtained the values of $B_i^{a,c}$ (Table I), one may proceed to solve Eq. 1 for the terms containing $\chi_{cf}^{a,c}(T)$. These data, shown in Figs. 2 and 3, are well-described by $K_{cf} = K_{cf}^0(1 - T/T^*) \ln(T^*/T)$ [5], where $K_{cf} = K_{cf}^0$ for $\alpha = T/T^* = 0.259$, $(1 - \alpha) \ln \alpha = 1$. The weighted averages over the two muon sites yield $T_a^* = 59(3)$ K and $T_c^* = 24(1)$ K.

We now make the reasonable assumption that the contact coupling A is isotropic, e.g., $A_i^a = A_i^c$ for $i = 1, 2$. Then for $T < T^*$ the four equations corresponding to Eq. 1 can be solved for the A values at each site and the $\chi_{cf}^{a,c}$ for the a and c directions. This extends the analysis beyond that in Ref. [5], and allows us to extract the value of χ_{cf} in emu/mol for each field direction. The results are shown in Figs. 4 and 5, where we have plotted the total f-electron susceptibility $\chi_f = \chi - \chi_0$, the heavy electron susceptibility $\chi_{he} \equiv 2\chi_{cf}$ [5] and $\chi_{diff} \equiv \chi_f - \chi_{he}$ as a function of temperature. The most reliable values of the hyperfine couplings A

were determined from the data points below 10 K where the shifts for $H \parallel c$ are large and statistically well determined (Figs. 2 and 3). The A values are relatively independent of temperature: $A_1 = -118(28)$ Oe/ μ_B and $A_2 = 272(22)$ Oe/ μ_B .

3. Discussion

Through a combination of μ SR Knight shift and bulk susceptibility measurements we have obtained the magnitudes of the hyperfine coupling parameters and local heavy-fermion spin susceptibilities [1,5] in Ce_2IrIn_8 . The energy scale T^* governing the evolution of the coherent heavy fermion state is anisotropic, with $T_a^* = 59$ K and $T_c^* = 24$ K. These values can be compared with the lattice Kondo energy scale T_0 of 31 K derived from the Sommerfeld constant for $J = 5/2$ (Ce^{3+}) [8], and the resistivity, which shows a broad maximum near 40 – 50 K. Our most important result is the measurement of the magnitude and temperature dependence of $\chi_{\text{he}}^{a,c}(T)$, showing the relative fraction of coherent and incoherent spectral density in the Ce spins. The extrapolated χ_{he}^a approaches the total f-electron susceptibility χ_f^a for $T \approx 2$ K, but χ_{he}^c does not approach χ_f^c until $T \approx 0.5$ K. Thus, there are likely uncompensated Kondo spins for $T \leq 0.6$ K, which may be the source of the disordered spin freezing found in our previous μ SR measurements [3].

Work at LANL performed under the U.S. D.O.E. Work at Riverside supported by the U.S. NSF, Grant DMR-0102293. We thank the staff of TRI-UMF, as well as N. J. Curro, Z. Fisk and D. Pines for helpful discussions.

References

- [1] Satoru Nakatsuji, David Pines and Zachary Fisk, Phys. Rev. Lett. 92 (2004) 106401.
- [2] N.O. Moreno, M.F. Hundley, P.G. Pagliuso, R. Movshovich, M. Nicklas, J.D. Thompson, J.L. Sarrao, Z. Fisk, Physica B312–313, 274 (2002).
- [3] G.D. Morris, R.H. Heffner, N.O. Moreno, P.G. Pagliuso, J.L. Sarrao,

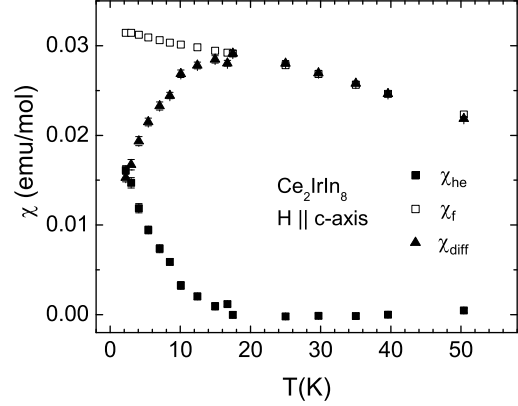


Fig. 4. Temperature dependence of the susceptibilities χ_{he} , χ_f and $\chi_{\text{diff}} = \chi_f - \chi_{\text{he}}$ for applied fields along the c -axis.

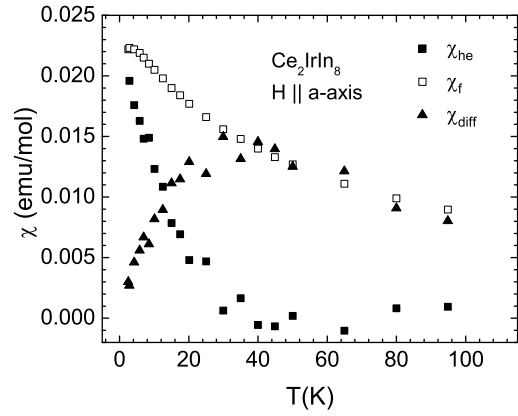


Fig. 5. Temperature dependence of the susceptibilities χ_{he} , χ_f and $\chi_{\text{diff}} = \chi_f - \chi_{\text{he}}$ for applied fields along the a -axis.

S.R. Dunsiger, G.J. Nieuwenhuys, D.E. MacLaughlin and O.O. Bernal, Phys. Rev B69, 214415 (2004).

- [4] D.E. MacLaughlin, J. Magn. Magn. Mater. 47-48, 121 (1985); E. Kim and D. L. Cox, Phys. Rev. B58, 3313 (1998).
- [5] N. J. Curro, B.-L. Young, J. Schmalian and D. Pines, Phys. Rev B70, 235117 (2004).
- [6] A. Schenck, Muon Spin Rotation Spectroscopy: Principles and Applications in Solid State Physics (Hilger, Bristol, Boston, 1985).
- [7] R.T. Macaluso, J.L.Sarrao, N.O. Moreno, P.G. Pagliuso, J.D. Thompson, F.R. Fronczek, M.F.

Hundley, A. Malinowski and J.Y. Chan, Chem. Mater.
15, 1394 (2003).

[8] V.T. Rajan, Phys. Rev. Lett. 51, 308 (1983).