

Statistical Properties of Interacting Bose Gases in Quasi-2D Harmonic Traps

Hongwei Xiong^{1,2}, Shujuan Liu¹, Guoxiang Huang³

¹Department of Applied Physics, Zhejiang University of Technology, Hangzhou, 310032, China

²Zhijiang College, Zhejiang University of Technology, Hangzhou, 310012, China

³Department of Physics, East China Normal University, Shanghai, 200062, China

(November 5, 2018)

The analytical probability distribution of the quasi-2D (and purely 2D) ideal and interacting Bose gas are investigated by using a canonical ensemble approach. Using the analytical probability distribution of the condensate, the statistical properties such as the mean occupation number and particle number fluctuations of the condensate are calculated. Researches show that there is a continuous crossover of the statistical properties from a quasi-2D to a purely 2D ideal or interacting gases. Different from the case of a 3D Bose gas, the interaction between atoms changes in a deep way the nature of the particle number fluctuations.

hongweixiong@hotmail.com

pacs: 03.75.Fi, 05.30.Jp

I. INTRODUCTION

The remarkable observations of Bose-Einstein condensation (BEC) in atomic vapors [1–3] have opened up new avenues of research into the physical properties and nature of Bose-condensed systems [4–6]. Recently BECs have been realized in quasi-one and quasi-two dimensions [7,8], where new phenomena such as quasicondensates with a fluctuating phase [9–11] and a Tonks gas of impenetrable bosons [10,12,13] may be observed. After the realization of BEC, the statistical properties of the system (especially the particle number fluctuations of the condensate) have been studied in deep for three-dimensional (3D) ideal Bose gases confined in a box [14,15], and in the presence of a harmonic trap [15–22]. Recently the question of how interatomic interactions affect the particle number fluctuations has also been the object of several theoretical investigations [23–30]. Recall that BECs can not occur in one-dimensional (1D) and two-dimensional (2D) uniform Bose gases at finite temperature, because in that case thermal fluctuations would destabilize the condensate. The realization of the trapped BECs in various dimensions makes the behavior of particle number fluctuations a very interesting problem, especially for 1D and 2D Bose gases in a harmonic trap.

It is well known that the theory based on a grand-canonical ensemble gives unphysically large particle number fluctuations of condensate, in particular when the temperature approaches zero. It is therefore necessary to use a canonical (or microcanonical) ensemble to investigate the statistical properties of the trapped Bose gas. Recently a simple method has been developed [29–31] to calculate the probability distribution of the condensate within canonical ensembles. As soon as the probability distribution of the condensate is known, the statistical properties of the system can be obtained directly. With this method the mean ground state occupation number and particle number fluctuations for the 3D have been considered for interacting gas trapped in a box [29] and a harmonic potential [30]. The role of dimensionality [31] on the statistical properties of the ideal gas was also discussed recently through the calculations of the probability distribution for different spatial dimensions and various confining potentials. The purpose of the present work is an attempt to investigate the probability distribution of quasi-2D (and purely 2D) ideal and interacting gases confined in a harmonic trap. Using the probability distribution function obtained, we can calculate the statistical properties of the system such as the mean occupation number and particle number fluctuations of condensate in a simple way.

The paper is organized as follows. In Sec. II we give a simple introduction of our approach to calculate the statistical properties of the Bose gas within the canonical ensemble. In Secs. III and IV we investigate the statistical properties of quasi-2D (and purely 2D) ideal and interacting Bose gases, respectively. The last section (Sec. V) contains a discussion and summary of our results.

II. PROBABILITY DISTRIBUTION WITHIN CANONICAL ENSEMBLE

The statistical method used in this work follows from that used for the 3D dilute interacting gases developed in Ref. [29,30], where a canonical ensemble is used to discuss the statistical properties of the system. We start from the canonical partition function of N trapped interacting bosons, given by

$$Z(N) = \sum_{\Sigma_{\mathbf{n}} N_{\mathbf{n}} = N} \exp[-\beta(E_0 + \Sigma_{\mathbf{n} \neq 0} N_{\mathbf{n}} \epsilon_{\mathbf{n}} + E_{int})], \quad (1)$$

where $\beta = 1/k_B T$, $N_{\mathbf{n}}$ and $\varepsilon_{\mathbf{n}}$ are occupation number and energy level of the state \mathbf{n} , respectively. E_0 is the energy of the condensate of the system. In the case of non-interacting Bose gas, $E_0 = N_0 \varepsilon_0$; for the case of interacting Bose gas, however, E_0 should be regarded as the interaction energy of the condensate. In the above equation, E_{int} is the interaction energy between the condensate and the normal gas, which takes the form

$$E_{int} = 2g \int n_0(\mathbf{r}) n_T(\mathbf{r}) d^3\mathbf{r} + g \int n_T^2(\mathbf{r}) d^3\mathbf{r}, \quad (2)$$

where $n_0(\mathbf{r})$ and $n_T(\mathbf{r})$ are the density distribution of the condensate and normal gas, respectively. In the above equation, g represents the coupling constant.

The probability distribution of a condensate is defined as the probability to find N_0 atoms in the condensate. Through a developed saddle-point method [29,30] one can obtain the probability distribution of the condensate, which is found to be

$$G_n(N, N_0) = A_n \exp \left[\int_{N_0^p}^{N_0} \alpha(N, N_0) dN_0 \right], \quad (3)$$

where A_n and N_0^p are normalization constant and the most probability value of the condensate, respectively. The quantity $\alpha(N, N_0)$ can be obtained based on the following equation:

$$N_0 = N - \sum_{\mathbf{n} \neq 0} \frac{1}{\exp[\beta \varepsilon_{\mathbf{n}}] \exp[-\beta \frac{\partial}{\partial N_0} (E_0 + E_{int}) - \alpha(N, N_0)] - 1}. \quad (4)$$

By setting $\alpha(N, N_0) = 0$ in Eq. (4) one gets the most probability value N_0^p ,

$$N_0^p = N - \sum_{\mathbf{n} \neq 0} \frac{1}{\exp[\beta \varepsilon_{\mathbf{n}}] \exp[-\beta \frac{\partial}{\partial N_0^p} (E_0 + E_{int})] - 1}. \quad (5)$$

Note that N_0^p is exactly the mean ground state occupation number within a grand canonical ensemble, when the lowest order perturbation theory is used to discuss the role of atom-atom interactions (see Ref. [29,30,32]). Although $\alpha(N, N_0)$ can be obtained directly from Eq. (4), it is more convenient to calculate it through the difference between N_0 and N_0^p , *i.e.*,

$$\begin{aligned} N_0 - N_0^p &= \sum_{\mathbf{n} \neq 0} \frac{1}{\exp[\beta \varepsilon_{\mathbf{n}}] \exp[-\beta \frac{\partial}{\partial N_0^p} (E_0 + E_{int})] - 1} \\ &- \sum_{\mathbf{n} \neq 0} \frac{1}{\exp[\beta \varepsilon_{\mathbf{n}}] \exp[-\beta \frac{\partial}{\partial N_0} (E_0 + E_{int}) - \alpha(N, N_0)] - 1}. \end{aligned} \quad (6)$$

Once we know $\varepsilon_{\mathbf{n}}$, E_0 and E_{int} of the system, it is straightforward to obtain $\alpha(N, N_0)$ from Eq. (6). Then by Eq. (3) one can obtain the probability distribution of the condensate directly.

As soon as we know $G_n(N, N_0)$, the statistical properties of the system can be clearly described. From the probability distribution function given by Eq. (3) one obtains $\langle N_0 \rangle$ and $\langle \delta^2 N_0 \rangle$ within the canonical ensemble:

$$\langle N_0 \rangle = \frac{\sum_{N_0=0}^N N_0 G_n(N, N_0)}{\sum_{N_0=0}^N G_n(N, N_0)}, \quad (7)$$

$$\langle \delta^2 N_0 \rangle = \frac{\sum_{N_0=0}^N N_0^2 G_n(N, N_0)}{\sum_{N_0=0}^N G_n(N, N_0)} - \left[\frac{\sum_{N_0=0}^N N_0 G_n(N, N_0)}{\sum_{N_0=0}^N G_n(N, N_0)} \right]^2. \quad (8)$$

We see that in this approach, the calculation of $\alpha(N, N_0)$ by using Eq. (6) plays a crucial role to discuss the statistical properties of the condensate.

III. IDEAL BOSE GASES IN A QUASI-2D HARMONIC TRAP

Now we apply the formulation introduced in the last section to calculate the thermodynamical quantities such as the particle number fluctuations of the condensate for an ideal 2D Bose gas. We first consider the statistical properties of a purely 2D Bose gas confined in axially symmetric traps. The purely 2D Bose gas can be regarded as the limit of a trapped 3D Bose gas with the trapping frequency ω_z in the z direction approaching infinity.

The single-particle energy level of the purely 2D Bose gas in an axially symmetric harmonic trap takes the form

$$\varepsilon_{\mathbf{n}} = (n_x + n_y + 1) \hbar \omega_{\perp}, \quad (9)$$

where $\omega_{\perp} = \omega_z = \omega_y$ is the trapping frequency in the radial direction. From Eqs. (6) and (9), one gets

$$N_0 - N_0^p = \sum_{\mathbf{n} \neq \mathbf{0}} \left[\frac{1}{\exp[\beta(n_x + n_y) \hbar \omega_{\perp}] - 1} - \frac{1}{\exp[\beta(n_x + n_y) \hbar \omega_{\perp}] \exp[-\alpha(N, N_0)] - 1} \right]. \quad (10)$$

Assuming $|\alpha(N, N_0)| \ll 1$, we obtain the result of $\alpha(N, N_0)$:

$$\alpha(N, N_0) = -\frac{N_0 - N_0^p}{\Xi_{2D}}, \quad (11)$$

where

$$\Xi_{2D} = \sum_{\mathbf{n} \neq \mathbf{0}} \frac{\exp[\beta(n_x + n_y) \hbar \omega_{\perp}]}{\{\exp[\beta(n_x + n_y) \hbar \omega_{\perp}] - 1\}^2}. \quad (12)$$

It is easy to find that Eq. (11) coincides with the assumption $|\alpha(N, N_0)| \ll 1$. Using Eq. (3), the probability distribution of the purely 2D ideal gas is then given by

$$G_{2D} = A_{2D} \exp \left[-\frac{(N_0 - N_0^p)^2}{2\Xi_{2D}} \right], \quad (13)$$

where A_{2D} is a normalization constant.

In addition, from Eqs. (5) and (9), we obtain the most probable value N_0^p as [33]:

$$N_0^p = N - Nt^2 - tN^{1/2} \ln N, \quad (14)$$

where we have introduced a reduced temperature $t = T/T_c^0$, with $T_c^0 = (N/\zeta(2))^{1/2} \hbar \omega_{\perp}/k_B$ being the critical temperature of the system in the thermodynamic limit.

Using the formulas (7), (8), (13) and (14), we can obtain the mean ground state occupation number and particle number fluctuations of the condensate. In particular, below the critical temperature (*i.e.*, in the case of $N_0^p \gg 1$), the analytical result of the particle number fluctuations is given by

$$\langle \delta^2 N_0 \rangle_{2D} = \Xi_{2D} \approx \frac{Nt^2}{\zeta(2)} \left[\frac{1}{2} \ln \left(\frac{Nt^2}{\zeta(2)} \right) + 1 \right]. \quad (15)$$

When obtaining Eq. (15) we have used the formula $\langle \delta^2 N_0 \rangle = a/2$ for the particle number fluctuations when the probability distribution is a Gaussian function with the form $G_n = A_n \exp \left[-(N_0^p - N_0)^2/a \right]$, and $N_0^p \gg 1$. A simple derivation for this result has been given in the Appendix of Ref. [31].

We see that the particle number fluctuations of the harmonically trapped 2D gas exhibit a very weakly anomalous behavior, as it is controlled by the factor $\ln(Nt^2/\zeta(2))$. Shown in Fig. 1 is the numerical result of $\delta N_0 = \sqrt{\langle \delta^2 N_0 \rangle_{2D}}$ (solid line) for $N = 10^3$ purely 2D ideal bosons confined in an axially symmetric trap. The numerical result of $\langle N_0 \rangle/N$ (solid line) for $N = 10^3$ purely 2D ideal bosons is demonstrated in Fig. 2. As a comparison, $\langle N_0 \rangle/N$ within a grand-canonical ensemble (or N_0^p within the canonical ensemble) is also shown in the figure. It is easy to show that N_0^p coincides with $\langle N_0 \rangle$ in the case of $N_0^p \gg 1$. However, there is an obvious difference between N_0^p and $\langle N_0 \rangle$ near the critical temperature when the total number of particles N is smaller than 5×10^3 .

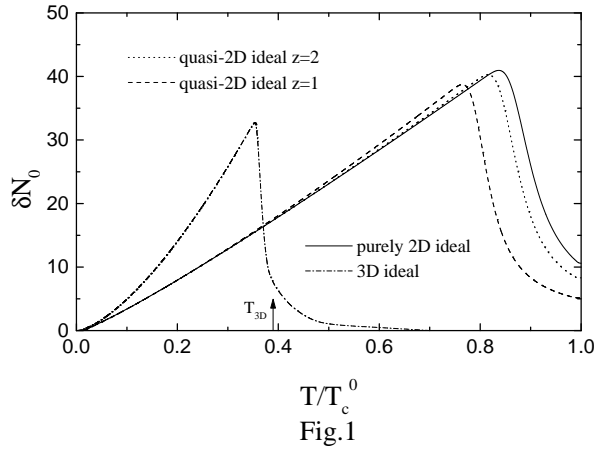


FIG. 1. Root-mean-square fluctuations δN_0 versus T/T_c^0 for $N = 10^3$ non-interacting bosons confined in purely 2D and quasi-2D axially symmetric traps. The solid line displays the numerical result of δN_0 in a purely 2D harmonic trap, while the dashed and dotted lines show the result of a quasi-2D trap with $z = 1$ and $z = 2$, respectively (Here, z is defined to be $z = \hbar\omega_z/k_B T_c^0$). The crossover of δN_0 from quasi-2D to purely 2D gases is clearly illustrated in the figure. As illustrated in the figure, below the critical temperature, δN_0 of the quasi-2D gas is slightly larger than the result of the purely 2D gas because confinement has the effect of reducing the particle number fluctuations.

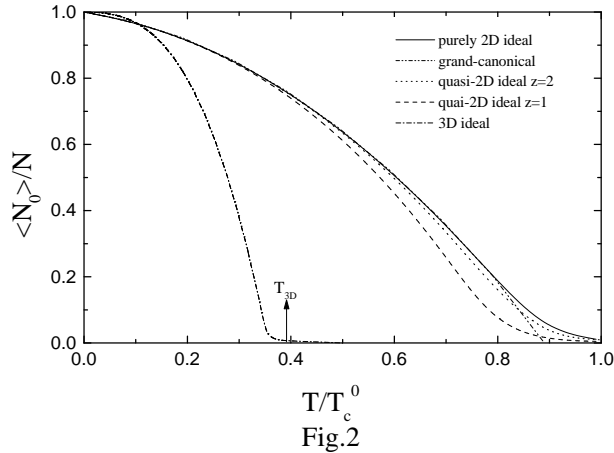


FIG. 2. Displayed is the numerical result of the relative mean ground state occupation number $\langle N_0 \rangle / N$ for $N = 10^3$ purely 2D (solid line) and quasi-2D ideal bosons. $\langle N_0 \rangle / N$ within the grand-canonical ensemble (or N_0^p / N within the canonical ensemble) is also shown for $N = 10^3$ purely 2D ideal bosons. We see in the figure that $\langle N_0 \rangle / N$ in the quasi-2D gas is slightly smaller than the result of the purely 2D gas.

In the recent experiment [7], a quasi-2D BEC has been realized by choosing the frequency ω_z large enough in a 3D trap. For a real 3D axially symmetric trap, the single-particle energy level is $\varepsilon_{\mathbf{n}} = (n_x + n_y + 1)\hbar\omega_{\perp} + (n_z + 1/2)\hbar\omega_z$. The occupation number $N_{\mathbf{n}}$ of the excited $\mathbf{n} \neq \mathbf{0}$ is then given by

$$N_{\mathbf{n}} = \frac{1}{\exp[\beta(n_x + n_y)\hbar\omega_{\perp}] \exp[\beta n_z \hbar\omega_z] - 1}. \quad (16)$$

We see that in the case of $\hbar\omega_z > k_B T$ the occupation number of the excited state $n_z \neq 0$ is very small, *i.e.*, the oscillation motion is frozen in the z direction. Thus, for an ideal Bose gas, in order to achieve 2D Bose-Einstein condensation in a real 3D trap, we should choose the frequency ω_z large enough to satisfy the condition $\hbar\omega_{\perp} \ll k_B T < \hbar\omega_z$. The system is said to be a quasi-2D one when this condition is satisfied. To display the property of the quasi-2D Bose gas, it is useful to define a dimensionless parameter $z = \hbar\omega_z/k_B T_c^0$, which represents the ratio between $\hbar\omega_z$ and $k_B T_c^0$.

From Eq. (4), for the quasi-2D ideal gas we get

$$N_0 = N - \sum_{n_x, n_y \neq 0}^{\infty} \left[\frac{1}{\exp[\beta(n_x + n_y)\hbar\omega_{\perp}] \exp[-\alpha(N, N_0)] - 1} \right] - \sum_{n_z=1}^{\infty} \sum_{n_x, n_y=0}^{\infty} \left[\frac{1}{\exp[\beta(n_x + n_y)\hbar\omega_{\perp}] \exp[\beta n_z \hbar\omega_z] \exp[-\alpha(N, N_0)] - 1} \right]. \quad (17)$$

For convenience we separate off the state $n_z = 0$ from the state $n_z \neq 0$ in the sum on the right hand side of Eq. (17). By setting $\alpha(N, N_0) = 0$ in Eq. (17), we get N_0^p :

$$N_0^p = N - \sum_{n_x, n_y \neq 0}^{\infty} \left[\frac{1}{\exp[\beta(n_x + n_y)\hbar\omega_{\perp}] - 1} \right] - \sum_{n_z=1}^{\infty} \sum_{n_x, n_y=0}^{\infty} \left[\frac{1}{\exp[\beta(n_x + n_y)\hbar\omega_{\perp}] \exp[\beta n_z \hbar\omega_z] - 1} \right]. \quad (18)$$

From Eqs. (17) and (18), it is straightforward to get the final result of $\alpha(N, N_0)$

$$\alpha(N, N_0) = -\frac{N_0 - N_0^p}{\Xi_{2D} + \Theta_{2D}}, \quad (19)$$

where Ξ_{2D} is the constant determined by Eq. (12), and

$$\Theta_{2D} = \sum_{n_z=1}^{\infty} \sum_{n_x, n_y=0}^{\infty} \frac{\exp[\beta(n_x + n_y)\hbar\omega_{\perp}] \exp[\beta n_z \hbar\omega_z]}{\{\exp[\beta(n_x + n_y)\hbar\omega_{\perp}] \exp[\beta n_z \hbar\omega_z] - 1\}^2}. \quad (20)$$

For the quasi-2D gas, we have $k_B T < \hbar\omega_z$. In this situation, Θ_{2D} can be approximated as:

$$\Theta_{2D} = \frac{N t^2}{\zeta(2)} \left[\sum_{n_z=1}^{\infty} \exp(-\beta n_z \hbar\omega_z) \right]. \quad (21)$$

The probability distribution of the quasi-2D gas is then

$$G_{q-2D} = A_{q-2D} \exp \left[-\frac{(N_0 - N_0^p)^2}{2(\Xi_{2D} + \Theta_{2D})} \right], \quad (22)$$

where A_{q-2D} is a normalization constant. In addition, from Eq. (18), the most probability value can be approximated as:

$$N_0^p = N - N t^2 - t N^{1/2} \ln N - \Theta_{2D}. \quad (23)$$

The last term Θ_{2D} on the right hand side of Eq. (23) represents a modification between a quasi-2D and a purely 2D Bose gas.

From the formulas (7), (8), (22) and (23), we can obtain the mean ground state occupation number and particle number fluctuations of the condensate for the quasi-2D gas. Below the critical temperature, the particle number fluctuations of the condensate for the quasi-2D gas is given by

$$\langle \delta^2 N_0 \rangle_{q-2D} = \Xi_{2D} + \Theta_{2D}. \quad (24)$$

Similar to the most probability value, the last term Θ_{2D} on the right hand side of Eq. (24) represents a modification between the quasi-2D and the purely 2D Bose gas.

In Fig. 1, the numerical results of δN_0 for the quasi-2D ideal gas are shown for $z = 1$ (dashed line) and $z = 2$ (dotted line), respectively. The continuous crossover of δN_0 from the quasi-2D to the purely 2D gases is clearly illustrated in the figure. Below the critical temperature, we see that δN_0 of the quasi-2D gas is slightly larger than the result of the purely 2D gas because confinement has the effect of reducing the particle number fluctuations. As a comparison, the dot-dashed line in Fig. 1 displays δN_0 of $N = 10^3$ ideal bosons confined in a 3D isotropic harmonic trap, where the oscillator frequency is assumed to be equal to the transverse frequency ω_{\perp} of 2D Bose gas. The arrow marks the critical temperature of the 3D Bose gas in the thermodynamic limit. Shown in Fig. 2 are the numerical results of $\langle N_0 \rangle / N$ for the quasi-2D ideal gas with $z = 1$ (dashed line) and $z = 2$ (dotted line). There is also a continuous crossover of $\langle N_0 \rangle / N$ from quasi-2D to purely 2D gases. In addition, $\langle N_0 \rangle / N$ for the quasi-2D gas is slightly smaller than the result of the purely 2D gas.

IV. INTERACTING BOSE GASES IN A QUASI-2D HARMONIC TRAP

In this section we turn to discuss the statistical properties of a quasi-2D interacting Bose gas in an axially symmetric trap. The interaction between atoms can be described by a single coupling constant $g \approx 2\sqrt{2\pi}\hbar^2 a_s / (ml_z)$ [9] which is fixed by a s -wave scattering length a_s and the oscillator length $l_z = (\hbar/m\omega_z)^{1/2}$ in the z direction. Note that the coupling constant in the quasi-2D interacting gas is related to the trapping frequency ω_z in the z direction because it is the trapping frequency ω_z that leads to the crossover from a 3D to a quasi-2D gas. This unique property makes the statistical properties of the quasi-2D interacting gas a very interesting problem. By the investigation of the role of the trapping frequency ω_z . For a weakly repulsive interacting Bose-condensed gas, the correlation length $\hbar/\sqrt{mn_0g}$ (n_0 is the density distribution of the condensate) should greatly exceed the mean interparticle separation $1/\sqrt{2\pi n_0}$. In this situation, one can introduce a small parameter $\theta = mg/2\pi\hbar^2 \ll 1$ for the weakly interacting gas [9].

In Thomas-Fermi regime the chemical potential of the quasi-2D gas is given by $\mu(N_0, T) = (N_0 mg/\pi)^{1/2} \omega_\perp$. In addition, there is an important relation between E_0 and $\mu(N_0, T)$: $\mu(N_0, T) = \partial E_0 / \partial N_0$. It is convenient to introduce a dimensionless parameter $\eta(N_0, T)$ defined by

$$\eta(N_0, T) = \frac{\mu(N_0, T)}{k_B T}. \quad (25)$$

It can be rewritten as:

$$\eta(N_0, T) = \eta_0 (1 - t^2) / t, \quad (26)$$

where t is the reduced temperature introduced before and $\eta_0 = \sqrt{2\zeta(2)\theta} = 1.62(a_s/l_z)^{1/2}$ is a small parameter for the weakly interacting gas. Note that η_0 is irrelative to the number of the condensed atoms. For the low-dimensional experiment [7] on Bose-condensed systems a simple calculation gives $\eta_0 = 0.1$. We will see in the following that the role of atom-atom interactions on the thermodynamic properties of the system is determined by the parameter η_0 .

For the quasi-2D interacting gas, with the lowest order approximation, the occupation number $N_{\mathbf{n}}$ of the excited state $\mathbf{n} \neq \mathbf{0}$ is given by

$$N_{\mathbf{n}} = \frac{1}{\exp[\beta(n_x + n_y)\hbar\omega_\perp] \exp[\beta n_z \hbar\omega_z - \eta(N_0, T)] - 1}. \quad (27)$$

The term $\eta(N_0, T)$ in the above equation represents the interaction correction due to the interatomic interaction in the condensate. Different from the ideal gas, we see from Eq. (27) that the occurrence of the quasi-2D interacting gas should satisfy the condition $\hbar\omega_z > \mu(N_0, T) \gg \hbar\omega_\perp$ (see also Ref. [7]). Note that the occurrence of a quasi-2D ideal gas should satisfy the condition $\hbar\omega_z > k_B T \gg \hbar\omega_\perp$.

Omitting the interaction between condensed and normal gases, from Eq. (4), we get

$$N_0 = N - \sum_{n_x, n_y \neq 0}^\infty \left[\frac{1}{\exp[\beta(n_x + n_y)\hbar\omega_\perp] \exp[-\eta(N_0, T)] \exp[-\alpha(N, N_0)] - 1} \right] \\ - \sum_{n_z=1}^\infty \sum_{n_x, n_y=0}^\infty \left[\frac{1}{\exp[\beta(n_x + n_y)\hbar\omega_\perp] \exp[\beta n_z \hbar\omega_z - \eta(N_0, T)] \exp[-\alpha(N, N_0)] - 1} \right]. \quad (28)$$

By setting $\alpha(N, N_0) = 0$ in Eq. (28), N_0^p is given by

$$N_0^p = N - \sum_{n_x, n_y \neq 0}^\infty \left[\frac{1}{\exp[\beta(n_x + n_y)\hbar\omega_\perp] \exp[-\eta(N_0, T)] - 1} \right] \\ - \sum_{n_z=1}^\infty \sum_{n_x, n_y=0}^\infty \left[\frac{1}{\exp[\beta(n_x + n_y)\hbar\omega_\perp] \exp[\beta n_z \hbar\omega_z - \eta(N_0, T)] - 1} \right]. \quad (29)$$

From Eqs. (28) and (29), we get

$$N_0 - N_0^p = \Upsilon_{2D} + \Upsilon_{mod}, \quad (30)$$

where

$$\begin{aligned} \Upsilon_{2D} = \sum_{n_x, n_y \neq 0}^{\infty} & \left[\frac{1}{\exp[\beta(n_x + n_y)\hbar\omega_{\perp} - \eta(N_0, T)] - 1} \right. \\ & \left. - \frac{1}{\exp[\beta(n_x + n_y)\hbar\omega_{\perp} - \eta(N_0, T)] \exp[-\alpha(N, N_0)] - 1} \right], \end{aligned} \quad (31)$$

and

$$\begin{aligned} \Upsilon_{mod} = \sum_{n_z=1}^{\infty} \sum_{n_x, n_y=0}^{\infty} & \left[\frac{1}{\exp[\beta(n_x + n_y)\hbar\omega_{\perp}] \exp[\beta n_z \hbar\omega_z - \eta(N_0, T)] - 1} \right. \\ & \left. - \frac{1}{\exp[\beta(n_x + n_y)\hbar\omega_{\perp}] \exp[\beta n_z \hbar\omega_z - \eta(N_0, T)] \exp[-\alpha(N, N_0)] - 1} \right]. \end{aligned} \quad (32)$$

A. Pure two-dimensional interacting Bose gases

Firstly we discuss a purely 2D interacting gas where Υ_{mod} can be omitted because $\beta\hbar\omega_z \rightarrow \infty$ in this situation. Thus for the purely 2D interacting gas, from Eq. (30), one gets

$$\begin{aligned} N_0 - N_0^p &= \frac{Nt^2}{\zeta(2)} \{ [\eta(N_0^p, T) - \eta(N_0, T)] + \\ & [\eta(N_0, T) \ln \eta(N_0, T) - \eta(N_0^p, T) \ln \eta(N_0^p, T)] + \alpha \ln \eta(N_0, T) \}. \end{aligned} \quad (33)$$

When obtaining Eq. (33), we have used $\eta(N_0^p, T) \ll 1$ by assuming that the interaction is weak. In addition, when obtaining this formula we have used the assumption $\alpha(N, N_0) \ll \eta(N_0^p, T)$ which may not hold in the case of an extremely weak interaction. However, we will see in the following that this assumption is reasonable over a wide range of the experimental parameters.

Using the following Taylor expansion

$$\eta(N_0, T) = \eta(N_0^p, T) - \frac{\eta_0}{2Nt(1-t^2)^{1/2}} (N_0^p - N_0), \quad (34)$$

one gets the result for $\alpha(N, N_0)$:

$$\alpha(N, N_0) = - \frac{1 + \eta_0 t |\ln \eta(N_0^p, T)| / [2\zeta(2)(1-t^2)^{1/2}]}{Nt^2 |\ln \eta(N_0^p, T)| / \zeta(2)} (N_0 - N_0^p). \quad (35)$$

Below the critical temperature, $\alpha(N, N_0)$ can be approximated as:

$$\alpha(N, N_0) = - \frac{N_0 - N_0^p}{Nt^2 |\ln \eta(N_0^p, T)| / \zeta(2)}. \quad (36)$$

We see that the assumption $\alpha(N, N_0) \ll \eta(N_0^p, T)$ holds in the present low-dimensional Bose condensed experiment, where $\eta_0 = 0.1$ [7]. The distribution function of the condensate below the critical temperature is then

$$G_{2D} = A_{2D} \exp \left[- \frac{(N_0 - N_0^p)^2}{2Nt^2 |\ln \eta(N_0^p, T)| / \zeta(2)} \right], \quad (37)$$

where A_{2D} is a normalization constant. In addition, the most probability value N_0^p is given by

$$N_0^p = N - Nt^2 - N\eta_0 (1 - t^2) t [1 - \ln(\eta_0 (1 - t^2) / t)] / \zeta(2) - tN^{1/2} \ln N. \quad (38)$$

Below the critical temperature, the particle number fluctuations of the condensate in the purely 2D interacting gas is given by

$$\langle \delta^2 N_0 \rangle_{2D} = \frac{Nt^2 |\ln[\eta_0 (1 - t^2) / t]|}{\zeta(2)}. \quad (39)$$

We see that interaction between atoms greatly changes the behavior of the particle number fluctuations, in comparison with the case of a 3D Bose gas (see Ref. [30]). For small η_0 considered in the present study, the interaction between atoms have an effect of reducing the particle number fluctuations. We should note that Eq. (39) do not hold in the case of extremely low η_0 and when η_0 near 1.

From the formulas (7), (8), (37) and (38) we can obtain the numerical result of the mean ground state occupation number and particle number fluctuations of the condensate. Shown in Fig. 3 is the numerical result of $\langle N_0 \rangle / N$ (dot-dashed line) for the purely 2D interacting gas with the interaction parameter $\eta_0 = 0.1$. The numerical result of δN_0 (dot-dashed line) with $\eta_0 = 0.1$ is demonstrated in Fig. 4. We see from Fig. 4 that the interaction between atoms will remarkably lower the particle number fluctuations. With the decrease of the trapping frequency in the z direction, the particle number fluctuations will increase as a result of weakening the confinement in the z direction.

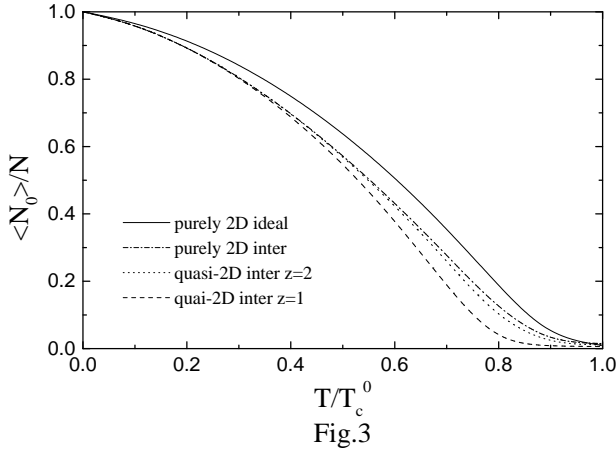


FIG. 3. The dot-dashed line shows the numerical result of $\langle N_0 \rangle / N$ for $N = 10^3$ purely 2D interacting bosons with $\eta_0 = 0.1$, while the dashed and dotted lines display $\langle N_0 \rangle / N$ of $N = 10^3$ quasi-2D interacting bosons with $z = 1$ and $z = 2$, respectively. As illustrated in the figure, the interaction between atoms has the effect of lowering the mean ground state occupation number.

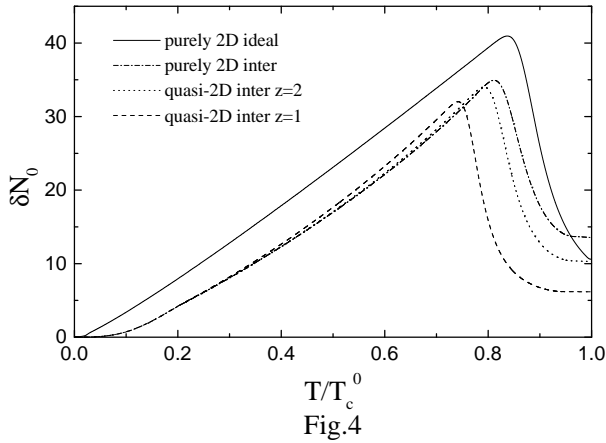


FIG. 4. The dot-dashed line displays the numerical result of δN_0 for $N = 10^3$ purely 2D interacting bosons with $\eta_0 = 0.1$, while the dashed and dotted lines display δN_0 of $N = 10^3$ quasi-2D interacting bosons with $z = 1$ and $z = 2$, respectively. As illustrated in the figure, below the critical temperature, the interaction between atoms has the effect of reducing the particle number fluctuations of the condensate.

B. Quasi-two-dimensional interacting Bose gases

Now we discuss the statistical properties of a quasi-2D interacting gas. For the quasi-2D interacting gas, the second term Υ_{mod} on the right hand side of Eq. (30) can not be omitted. In the case of $\hbar\omega_z > \mu(N_0, T)$, Υ_{mod} can be approximated as:

$$\Upsilon_{mod} = -\alpha(N, N_0)\Theta_{2D}, \quad (40)$$

where Θ_{2D} is the constant given by Eq. (20). Using the approximation of Υ_{mod} it is easy to obtain the probability distribution and particle number fluctuations of the quasi-2D interacting gas below the critical temperature, which is given by

$$G_{q-2D} = A_{q-2D} \exp \left[-\frac{(N_0 - N_0^p)^2}{2Nt^2 |\ln \eta(N_0^p, T)| / \zeta(2) + 2\Theta_{2D}} \right], \quad (41)$$

$$\langle \delta^2 N_0 \rangle_{q-2D} = \frac{Nt^2 |\ln [\eta_0 (1 - t^2) / t]|}{\zeta(2)} + \Theta_{2D}. \quad (42)$$

In addition, the most probability value is given by

$$N_0^p = N - Nt^2 - N\eta_0 (1 - t^2) t [1 - \ln(\eta_0 (1 - t^2) / t)] / \zeta(2) - tN^{1/2} \ln N - \Theta_{2D}. \quad (43)$$

Based on the formulas (7), (8), (41), and (43), the mean ground state occupation number and particle number fluctuations of the condensate are calculated numerically. In Fig. 3, the numerical results of $\langle N_0 \rangle / N$ for $N = 10^3$ quasi-2D interacting bosons with $\eta_0 = 0.1$ are shown for $z = 1$ (dashed line) and $z = 2$ (dotted line), respectively. Shown in Fig. 4 is the numerical result of δN_0 with the same interaction parameter $\eta_0 = 0.1$. Similarly to 2D ideal gas, below the critical temperature, we see that the particle number fluctuations in a quasi-2D interacting gas is slightly larger than the result of a purely 2D one.

V. DISCUSSION AND CONCLUSION

In this work, the statistical properties of pure- and quasi-2D Bose gases are investigated within the canonical ensemble by using the method developed recently in Refs. [29–31]. It is found that there is a continuous crossover of the statistical properties from quasi-2D to purely 2D gases. Different from the case of a 3D gas, the effects of two-body interaction and strong confinement in the z -direction change drastically the nature of the particle number fluctuations for a quasi-2D Bose gas. For the quasi-2D interacting gas the role of atom-atom interaction on the particle number fluctuations is determined by the reduced interaction parameter η_0 , which is determined not only by the s -wave scattering length but also by the trapping frequency ω_z in the z direction. Thus one can control the particle number fluctuations in the condensate by adjusting the trapping frequency in the z direction. This unique property makes it very promising to observe the particle number fluctuations in quasi-2D condensates.

In the present work, the contribution to the particle number fluctuations due to collective excitations is omitted. For 3D Bose gas, as pointed out in [30], the role of collective excitations would be very important near zero temperature. By using Bogoliubov approach, the role of the collective excitations on the condensate fluctuations would be very interested for the case of 2D Bose gas. After the realization of low-dimensional Bose gas, the property of collective excitations in 2D Bose gas becomes a very interested problem. With the development of the theoretical research on the collective excitations of 2D Bose condensed gas, we anticipate that the role of the collective excitations on the condensate fluctuations would be given in the near future.

It is obvious that the method given here can be also applied to other Bose systems, such as an elongated (quasi-1D) trap. The discussion on the statistical properties of the quasi-1D interacting Bose gas is beyond the scope of this work and will be presented elsewhere.

ACKNOWLEDGMENTS

This work was supported by the Science Foundation of Zhijiang College, Zhejiang University of Technology and Natural Science Foundation of China. G. X. Huang was supported by the National Natural Science Foundation of

China, the Trans-Century Training Programme Foundation for the Talents and the University Key Teacher Foundation of Chinese Ministry of Education. S. J. Liu and H. W. Xiong thank Professors Y. F. Cao, G. S. Jia and J. F. Shen for their enormous encouragement. In particular, the books presented by Professor Y. F. Cao is very useful for our research.

- [1] Anderson M H, Ensher J R, Matthews M R, Wieman C E and Cornell E A 1995 *Science* **269** 198
Davis K B, Mewes M O, Andrews M R, van Druten N J, Durfee D S, Kurn D M and Ketterle W 1995 *Phys. Rev. Lett.* **75** 3969
Bradley C C, Sackett C A, Tollett J J and Hulet R G 1995 *Phys. Rev. Lett.* **75** 1687
- [2] Killian T C, Fried D G, Willmann L, Landhuis D, Moss S C, Greytak T J and Kleppner D 1998 *Phys. Rev. Lett.* **81** 3807
Fried D G, Killian T C, Willmann L, Landhuis D, Moss S C, Kleppner D and Greytak T J 1998 *Phys. Rev. Lett.* **81** 3811
- [3] Robert A, Sirjean O, Browaeys A, Poupard J, Nowak S, Boiron D, Westbrook C I and Aspect A 2001 *Science* **292** 461
Pereira Dos Santos F, Leonard J, Wang J, Barrelet C J, Perales F, Rasel E, Unnikrishnan C S, Leduc M, Cohen-Tannoudji C 2001 *Phys. Rev. Lett.* **86** 3459
- [4] Dalfovo F, Giorgini S, Pitaevskii L P and Stringari S 1999 *Rev. Mod. Phys.* **71** 463
- [5] Parkin A S and Walls D F 1998 *Phys. Rep.* **303** 1
- [6] Leggett A J 2001 *Rev. Mod. Phys.* **73** 307
- [7] Görlitz A, Vogels J M, Leanhardt A E, Raman C, Gustavson T L, Abo-Shaeer J R, Chikkatur A P, Gupta S, Inouye S, Rosenband T and Ketterle W 2001 *Phys. Rev. Lett.* **87** 130402
- [8] Greiner M *et al.* 2001 *Phys. Rev. Lett.* **87**, 160405
Schreck F *et al.* 2001 *Phys. Rev. Lett.* **87** 080403
- [9] Petrov D S, Holzmann M and Shlyapnikov G V 2000 *Phys. Rev. Lett.* **84** 2551
- [10] Petrov D S, Shlyapnikov G V and Walraven J T M 2000 *Phys. Rev. Lett.* **85** 3745
- [11] Kagan Y, Svistunov B V and Shlyapnikov G V 1987 *Sov. Phys. JETP* **66** 314
- [12] Tonks L 1936 *Phys. Rev.* **50** 955
- [13] Olshanii M 1998 *Phys. Rev. Lett.* **81** 938
- [14] Borrmann P, Harting J, Mülken O and Hilf E R 1999 *Phys. Rev. A* **60** 1519
- [15] Wilkens M and Weiss C 1997 *J. Mod. Opt.* **44** 1801
- [16] Politzer H D 1996 *Phys. Rev. A* **54** 5048
- [17] Gajda M and Rzażewski K 1997 *Phys. Rev. Lett.* **78** 2686
- [18] Grossmann S and Holthaus M 1997 *Phys. Rev. Lett.* **79** 3557
- [19] Navez P, Bitouk D, Gajda M, Idziaszek Z and Rzażewski K 1997 *Phys. Rev. Lett.* **79** 1789
- [20] Balazs N L and Bergeman T 1998 *Phys. Rev. A* **58** 2359
- [21] Holthaus M, Kalinowski E and Kirsten K 1998 *Ann. Phys. (N. Y.)* **270** 198
- [22] Holthaus M, Kalinowski E 1999 *Ann. Phys. (N. Y.)* **276** 321
- [23] Giorgini S, Pitaevskii L P and Stringari S 1998 *Phys. Rev. Lett.* **80** 5040
- [24] Idziaszek Z, Gajda M, Navez P, Wilkens M and Rzażewski K 1999 *Phys. Rev. Lett.* **82** 4376
- [25] Illuminati F, Navez P and Wilkens M 1999 *J. Phys. B* **32** L461
- [26] Meier F and Zwerger W 1999 *Phys. Rev. A* **60** 5133
- [27] Kocharovsky V V, Kocharovsky V I and Scully M O 2000 *Phys. Rev. Lett.* **84** 2306
- [28] Jaksch D, Gardiner C W, Gheri K M and Zoller P 1998 *Phys. Rev. A* **58** 1450
- [29] Xiong H W, Liu S J, Huang G X, Xu Z J and Zhang C Y 2001 *J. Phys. B* **34** 4203
- [30] Xiong H W, Liu S J, Huang G X, Xu Z X 2002 *Phys. Rev. A* **65** 033609
- [31] Xiong H W, Liu S J, Huang G X, Wu F M, Xu Z J *cond-mat/0111186*
- [32] Xiong H W, Liu S J, Huang G X, Xu Z J and Zhang C Y 2001 *J. Phys. B* **34** 3013
- [33] Mullin W J 1997 *J. Low. Temp. Phys.* **106** 615