

AN EMPIRICAL ANALYSIS OF MEDIUM-TERM INTEREST RATES

Tiziana Di Matteo ^a, Enrico Scalas ^{b,??}, Marco Airolti ^c

^a*INFM - Dipartimento di Fisica "E. R. Caianiello", Università degli Studi di Salerno, I-84081 Baronissi (Salerno), Italy.*

^b*Dipartimento di Scienze e Tecnologie Avanzate, Università del Piemonte Orientale, I-15100 Alessandria, Italy,
phone: +39 0131 283854, fax: +39 0131 254410.*

^c*Risk Analysis & Integration Unit, Risk Management & Research, Banca Intesa, Milano, Italy.*

Abstract

In the present paper, an empirical study of LIBOR (London Interbank Offered Rate) data is presented. In particular, a data set of interest rates from 1997 to 1999, for two different currencies and various maturities, is analyzed. It turns out that the random behavior of the daily increments for the interest rates series is non-Gaussian and follows a leptokurtic distribution.

Key words: Interest rates; LIBOR; Gaussian, Leptokurtosis; Fat tails; Power spectrum.

JEL Classification: C00, C60, G00

1 Introduction

In financial theory and practice, interest rates are a very important subject which can be approached from several different perspectives.

The classical theoretical approach models the term structure of interest rates using stochastic processes and the no arbitrage argument. Various models have been proposed and can be found in Pagan (1997), Bouchaud (1997), Rebbonato (1998), Wilmott (1999), Hull (2000), Mantegna (2000), Dacorogna (2001), Vasicek (1977), Cox (1985), Heath (1992), Hull (1993) [1–11]. Although they provide analytical formulas for the pricing of interest rate derivatives, the implied deformations of the term structure have a Brownian motion component and are often rejected by empirical data (see Chan (1992) [12]). The inadequacies of the Gaussian model for the description of financial time series has been reported since a long time ago by Mandelbrot (1963), see also Mandelbrot (1997) [13,14], but thanks to the availability of large sets of financial data, the interest on this point has risen recently in Mantegna (2000), Dacorogna (2001), Sornette (2000), Muller (1995), Mantegna (1994), Ghashghaie (1996), Mantegna (1997) [6,7,15–19]. In particular, the fat-tail property of the empirical distribution of price changes has been widely documented and is a crucial feature for monitoring the extreme risks (Embrechts (1997), Embrechts (1999), McNeil (1998), McNeil (1999) [20–23]). Many of the recent studies concern high frequency data of stock indexes or exchange rates (Muller (1995), Ghashghaie (1996), Mantegna (1997), Muller (1996) [16,18,19,24]).

Also for interest rates, up to now, no universally accepted theory has been obtained for the description of experimental data. Dacorogna has investigated the intraday behavior of the interest rate markets (Muller (1996), Piccinato (1997), Balocchi (1997), Balocchi (1999) [24–27]). Bouchaud et al. (Bouchaud (1997), Matacz (1999), Matacz (2000) [28–30]) have considered the interest rate curve as a vibrating string subject to random shocks along its profile. Along these lines, Sornette (1998) [31], has derived a general condition that the partial differential equations governing the motion of such string must obey in order to account for the condition of absence of arbitrage. Jean Nuyts (1999) [32] has developed a phenomenological approach based on Padé Approximants. In the work of Jamshidian (1997) [33], a self-contained theory is presented for pricing and hedging LIBOR and swap derivatives by arbitrage. Appropriate payoff homogeneity and measurability conditions are identified which guarantee that a given payoff can be attained by a self-financing trading strategy. An important recent development in the pricing of interest rate derivatives is the emergence of models that incorporate lognormal volatilities for forward LIBOR or forward swap rates while keeping interest rates stable. Zhao et al. (1999) [34] have introduced methods for discretizing these models giving particular attention to precluding arbitrage among bonds and to

keeping interest rates positive even after discretization.

In this framework, we have empirically studied the probability density distribution of LIBOR, in order to characterize the stochastic behavior of the daily fluctuations.

In Section 2, we present the data set. The data are then analyzed and the results are given in Section 3. Section 4 contains a discussion and some final remarks.

2 The data set

LIBOR stands for the London Interbank Offered Rate and is the rate of interest at which banks are willing to offer deposits to other prime banks, in marketable size, in the London interbank market.

BBA (British Bankers' Association) LIBOR [35] is the most widely used benchmark or reference rate. It is defined as the interest rate at which deposits are perceived to be generally available in the London interbank at 11AM (Greenwich time).

Moreover, it is used as the basis for settlement of interest rate contracts on many of the world's major future and option exchanges as well as most Over the Counter (OTC) and lending transactions.

The BBA, advised by senior market practitioners, maintains a reference panel of 16 banks. The purpose is to produce a reference panel of banks reflecting the balance of the market by country and by type of institution. Individual banks are selected within this principle on the basis of reputation, scale of market activity and perceived expertise in the currency concerned. The BBA surveys the panel's market activity and publishes their market quotes on-screen. The highest four and lowest four market quotes are disregarded and the remaining eight quotes are averaged: the resulting spot fixing is the BBA LIBOR rate. The quotes from all 16 panel banks are published on-screen to ensure transparency. BBA LIBOR is compiled each working day by an electronic vendor (currently Dow Jones Telerate) and broadcast through ten international distribution networks including Reuters, Dow-Jones Telerate, Knight-Ridder, and Bloomberg.

BBA LIBOR fixings are provided in seven international currencies: Pound Sterling, US Dollar, Japanese Yen, Swiss Franc, Canadian Dollar, Australian Dollar, EURO. LIBOR rates are fixed for each currency at monthly maturities from one month to 12 months. Rates shall be contributed in decimal to at least

two decimal places but no more than five.

In the following, we have analyzed a data set of LIBOR interest rates $r(T, t)$, where T is the maturity date and t the current date, for EURO and Pound Sterling. These data are shown in Fig.1 and Fig.2 where t goes from January 2, 1997 to September 17, 1999, and T assumes the following values: 1, 3, 6, 9 and 12 months for the Pound Sterling and 1, 3, 6, 12 months for the EURO.

In Figs.3, 4 the 1-month LIBOR is compared to the interest rates fixed by Central Banks at that time, namely the REPO (repurchase agreement) data. BBA LIBOR follows the trend determined by the decisions of Central Banks. In order to roughly eliminate these trends, in Figs.5 and 6 the interest rates differences $\Delta r(T, t) = r(T, t + \Delta t) - r(T, t)$, with Δt being 1 day and $T=1$ month, are plotted as a function of the current date, for the EURO and the Pound Sterling, respectively. A similar behavior is also found for the other maturities. Some large oscillations of Δr are induced by Central Banks. In any case, Δr heavily fluctuates around zero.

3 Results

In this section, we focus the attention on the probability distribution behavior of the interest rates increments $\Delta r(T, t)$ defined in the previous section. To this purpose, we estimate $\Psi(\Delta r)$, the complementary cumulative distribution function of the daily interest rates increments, defined as:

$$\Psi(\Delta r) = 1 - \int_{-\infty}^{\Delta r} p(\eta) d\eta \quad (1)$$

where p is the probability of $\Delta r(T, t)$.

Because LIBOR data are supplied with only few decimal digits, it is interesting to examine the effects of different data cut-offs in the behavior of $\Psi(\Delta r)$. In Fig.7, we plot the complementary cumulative distribution function for a simulated Gaussian stochastic process using data characterized by three different decimal digit precisions. It turns out that the numerical rounding does not influence the results.

Figs.8 and 9 show the tail distribution behaviors in the case of EURO and Sterling Pound, respectively. In particular, in Fig.8, we report the empirical results obtained estimating the probability density function of both positive and negative LIBOR increments with $\Delta t=1$ day and $T=1$ month. These empirical curves are slightly asymmetric and the negative variations are more probable

than the positive one. In the same figure, these two curves are compared with the equivalent (i.e. with the same average and standard deviation) Gaussian complementary cumulative distribution. The non-Gaussian behavior is also evident from Fig.9. In both Figs.8 and 9, the empirical LIBOR data exhibit a *fat tail* or *leptokurtic* character, which is present for the other maturities as well. These observations indicate that the random behavior of $\Delta r(T, t)$ is non-Gaussian and that using a Gaussian probability density function leads to underestimating the probability of large fluctuations.

For a better understanding of what kind of stochastic process we are dealing with, we present some results on the power spectral density behavior (Kay (1981) [36]).

The power spectra, $S(f)$, for both $r(1, t)$ and $\Delta r(1, t)$ are reported in Figs.10 and 11 for the EURO and in Figs.12 and 13 for the Sterling Pound. For r the spectral density shows a power law behavior. A linear fit gives a slope value $\alpha = -1.80 \pm 0.02$ and $\alpha = -1.79 \pm 0.01$ for EURO and Sterling Pound, respectively. A similar result holds for the other maturities. Therefore, we argue that the power spectrum analysis for $r(T, t)$ indicates a stochastic process with spectral components decreasing as $S(f) \sim f^\alpha$ (Feller (1971) [37]). As for the increments, in Figs.11 and 13, the power spectrum is flat, typical of a white noise process without seasonality peaks. These results are also corroborated by a similar analysis performed on Eurodollars interest rates for a longer time period (Di Matteo (2001) [38]).

4 Discussion

In the previous section, we have shown that the daily increment of the interest rate series is non-Gaussian and follows a leptokurtic distribution. The problem arises of how derivatives written on interest rates can be evaluated, given that the usual Gaussian white-noise assumption of many models is not satisfied. Indeed, a first partial answer, is that the central limit theorem ensures that, after a sufficiently long time, the increment distribution will tend to a Gaussian distribution. However, if the time horizon of derivative evaluation is not appropriate, deviations from the Gaussian behavior may lead to a dramatic underestimate of large increments with a consequent improper risk coverage.

Although well studied in mainstream finance, this problem has received much attention in recent times, within the community of physicists working on financial problems (Bouchaud (1997), Bouchaud (1994) [2,39]). In particular, Bouchaud and Sornette (Bouchaud (1994) [39]) suggested the direct use of the historical probability measure, rather than the equivalent martingale measure for evaluating options. In this way, one gets an option price depending on

the expected rate of returns, a consequence which is not fully desirable due to the subjective character of that rate. Assessing trends is a difficult task, as they depend on decision taken by Central Banks (as shown in Figs.3 and 4) and are based on macroeconomic effects. Thus, martingale methods could prove more reliable. As early as 1977, some years after the seminal paper of Black and Scholes, Parkinson generalized their approach to option pricing and explicitly took into account leptokurtic distributions (Parkinson (1977) [40]). More recently, Boyarchenko and Levendorskii have studied the problem of option pricing in the presence of a specific distribution which seems to fit well the empirical data in many instances: the truncated Lévy distribution (Boyarchenko (2000), Koponen (1995) [41,42]). Along these lines, we believe, it will be possible to develop a consistent option pricing model taking into account the leptokurtic character of the empirical short to mid-term interest rate distributions.

Acknowledgements

We thank the Risk Management division of Banca Intesa (Milano) for providing us the data. T. Di Matteo wishes to thank Prof. Sandro Pace and Tomaso Aste for fruitful discussions and support. This work was partially supported by INFN (Istituto Nazionale per la Fisica della Materia) FRA project - *AMF₂*: Application of Physical Methods to Financial Market Analysis.

References

- [1] Pagan, A. R., A. D. Hall, and V. Martin, 1997, Modeling the Term Structure, Handbook of Statistics 14, (Elsevier Science B. V.).
- [2] Bouchaud, J. P. and M. Potters, 1997, Théorie des Risques Financiers (Alea, Saclay).
- [3] Rebonato, R., 1998, Interest-rate option models (John Wiley & Sons, New York).
- [4] Wilmott, P., S. Howison, J. Dewynne, 1999, The mathematics of financial Derivatives (Cambridge University Press, Cambridge).
- [5] Hull, J., 2000, Options, futures, and other derivatives (Prentice Hall, New York).
- [6] Mantegna, R. N. and H. E. Stanley, 2000, An Introduction to Econophysics (Cambridge University Press, Cambridge).
- [7] Dacorogna, M. M., R. Gencay, U. A. Muller, R. Olsen, O. V. Pictet, 2001, An Introduction to High-Frequency Finance (Academic Press).
- [8] Vasicek, O. A., 1977, An equilibrium characterization of term structure, Journal of Financial Economics 5, 177-188.
- [9] Cox, J. C., J. E. Ingersoll and S. A. Ross, 1985, An intertemporal general equilibrium model of asset prices, Econometrica 53, 368-384.
- [10] Heath, D., R. Jarrow, and A. Morton, 1992, Bond Pricing and the Term Structure of Interest Rates; A New Methodology, Econometrica 60, 77-105.
- [11] Hull, J. and A. White, 1993, One-Factor Interest Rate Models and the Valuation of Interest Rate Derivative Securities, Journal of Financial and Quantitative Analysis 28, 235-254.
- [12] Chan, K. C., G. A. Karolyi, F. A. Longstaff and A. B. Sanders, 1992, An Empirical Comparison of Alternative Models of the Short-Term Interest Rate, Journal of Finance 47, 1209-1227.
- [13] Mandelbrot, B. B., 1963, The variation of Certain Speculative Prices, Journal of Business 36, 394-419.
- [14] Mandelbrot, B. B., 1997, Fractals and Scaling in Finance (Springer-Verlag, New York).
- [15] Sornette, D., P. Simonetti, J. V. Andersen, 2000, Φ^q -field theory for portfolio optimization: "fat tails" and non-linear correlations, Physics Reports 335, 19-92.
- [16] Muller, U. A., M. M. Dacorogna, R. B. Olsen, O. V. Pictet, M. Schwarz and C. Morgenegg, 1995, Statistical Study of Foreign Exchange Rates, Empirical Evidence of a Price Change Scaling Law and Intraday Analysis, Journal of Banking and Finance 14, 1189-1208.

- [17] Mantegna, R. N. and H. E. Stanley, 1994, Stochastic Process with Ultraslow Convergence to a Gaussian: the Truncated Lévy Flight, *Physical Review Letters* 73, 2946-2949.
- [18] Ghashghaie, S., W. Breymann, J. Peinke, P. Talkner and Y. Dodge, 1996, Turbulent Cascades in Foreign Exchange Markets, *Nature* 381, 767-770.
- [19] Mantegna, R. N. and H. E. Stanley, 1997, Stock Market Dynamics and Turbulence: Parallel Analysis of Fluctuation Phenomena, *Physica A* 239, 255-266.
- [20] Embrechts, P., C. Kluppelberg and T. Mikosch, 1997, *Modelling Extremal Events, Applications of Mathematics, Vol. 33* (Springer Verlag, Berlin).
- [21] Embrechts, P., A. J. McNeil, D. Straumann, 1999, Correlation: pitfalls and alternatives, *Risk* 5, 69-71.
- [22] McNeil, A. J., January 1998, History repeating, *Risk*, 99.
- [23] McNeil, A. J., 1999, Extreme value theory for risk managers. *Internal Modelling and CAD II*, Risk Books, 93-113.
- [24] Muller, V.A., M. M. Dacorogna and O. V. Pictet, 1996, Heavy tails in high-frequency financial data, Olsen & Associates Working paper (Zurich).
- [25] Piccinato, B., G. Ballochi, M. Dacorogna, 1997, A closer look at the Eurofutures market: intraday statistical analysis, Internal document (BPB.1997-08-25), Olsen & Associates (Zurich).
- [26] Ballochi, G., M. Dacorogna, R. Gencay and B. Piccinato, 1997, Intraday Statistical Properties of Eurofutures, Internal document, Olsen & Associates (Zurich).
- [27] Ballochi, G., M. M. Dacorogna, C. M. Hopman, U. A. Muller, R. B. Olsen, 1999, The Intraday Multivariate Structure of the Eurofutures Markets, *Journal of Empirical Finance* 6, 479-513.
- [28] Bouchaud, J. P., N. Sagna, R. Cont, N. EL-Karoui and M. Potters, 1999, Phenomenology of the interest rate curve, cond-mat/9712164 (1997), *Applied Mathematical Finance* 6, 209-232.
- [29] Matacz, A. and J.-P. Bouchaud, 1999, Explaining the Forward interest rate Term structure, cond-mat/9909396.
- [30] Matacz, A. and J.-P. Bouchaud, 2000, An Empirical Investigation of the Forward interest rate Term structure, *International Journal of Theoretical and Applied Finance* 3, 703.
- [31] Sornette, D., 1998, String formulation of the dynamics of the forward interest rate curve, *European Physical Journal* 3, 125-137.
- [32] Nuyts, J. and I. Platten, 1999, Phenomenology of the term structure of interest rates with Padé Approximants, cond-mat/9901096.

- [33] Jamshidian, F., 1997, LIBOR and swap market models and measures, *Finance and Stochastics* 1, 293-330.
- [34] Zhao, X. and P. Glasserman, 1999, Arbitrage-free discretization of lognormal forward Libor and swap rate models, *Finance and Stochastics* 4, 35-68.
- [35] <http://www.bba.org.uk>.
- [36] Kay, S. M., S. L. Marple, 1981, Spectrum Analysis-A modern Perspective, *Proceedings of the IEEE* 69, 1380-1415.
- [37] Feller, W., 1971, *An Introduction to Probability Theory and its Applications*, (Wiley, New York).
- [38] Di Matteo T. and T. Aste, 2001, How does the Eurodollars interest rate behave?, *International Journal of Theoretical and Applied Finance*, in press.
- [39] Bouchaud, J. P., D. Sornette, 1994, The Black-Scholes option pricing problem in mathematical finance: generalization and extensions for a large class of stochastic processes, *Journal de Physique I* 4, 863-881.
- [40] Parkinson, M., 1977, Option Pricing: The American Put, *Journal of Business* 50, 21-26.
- [41] Boyarchenko, S.I. and S.Z. Levendorskii, 2000, Option Pricing for Truncated Lévy Processes, *International Journal of Theoretical and Applied Finance* 3, 549-452.
- [42] Koponen, I., 1995, Analytic approach to the problem of convergence of truncated Lévy flights towards the Gaussian stochastic process, *Physical Review E* 52, 1197-1199.

List of Figures

1	LIBOR interest rates $r(T, t)$ as a function of the current date t , for the maturities $T=1, 3, 6$ and 12 months and EURO currency.	11
2	LIBOR interest rates $r(T, t)$ as a function of the current date t , for the maturities $T=1, 3, 6, 9$ and 12 months and Pound Sterling currency.	11
3	LIBOR compared to REPO for EURO.	12
4	LIBOR compared to REPO for Sterling Pound.	12
5	1-month LIBOR increments as a function of the current date for EURO.	13
6	1-month LIBOR increments as a function of the current date for Sterling Pound.	13
7	The complementary cumulative distribution function of a simulated Gaussian stochastic process using different decimal digit precisions (cut-offs).	14
8	The complementary cumulative distribution function of LIBOR increments for EURO. $T=1$ month and $\Delta t=1$ day.	14
9	The complementary cumulative distribution function of LIBOR increments for Sterling Pound. $T=1$ month and $\Delta t=1$ day.	15
10	Power spectrum of $r(T, t)$ for the EURO with $T = 1$ month.	15
11	Power spectrum of $\Delta r(T, t)$ for the EURO with $T = 1$ month and $\Delta t=1$ day.	16
12	Power spectrum of $r(T, t)$ for the Sterling Pound with $T = 1$ month.	16
13	Power spectrum of $\Delta r(T, t)$ for the Sterling Pound with $T = 1$ month and $\Delta t=1$ day.	17

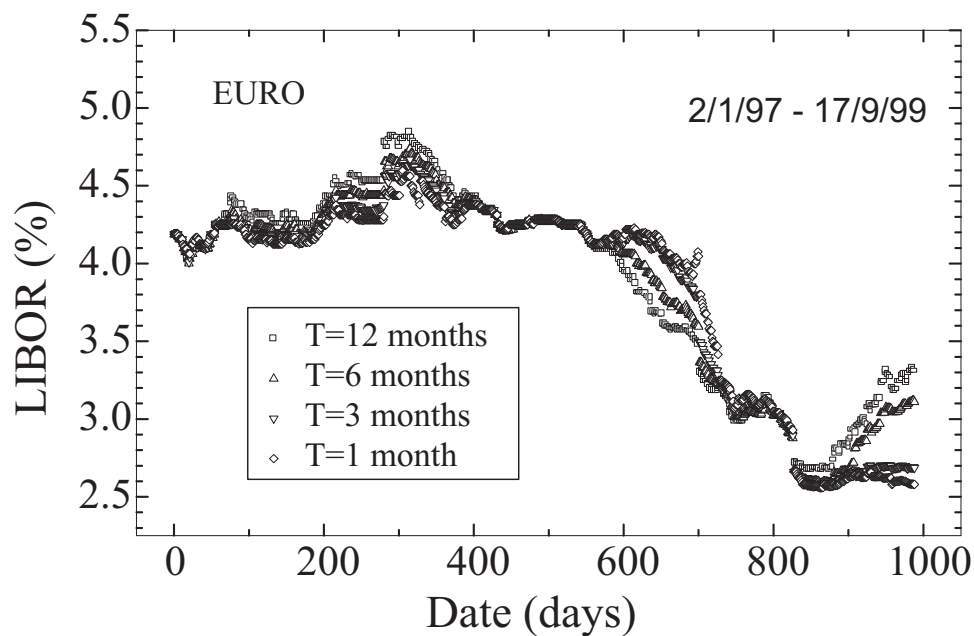


Fig. 1. LIBOR interest rates $r(T, t)$ as a function of the current date t , for the maturities $T=1, 3, 6$ and 12 months and EURO currency.

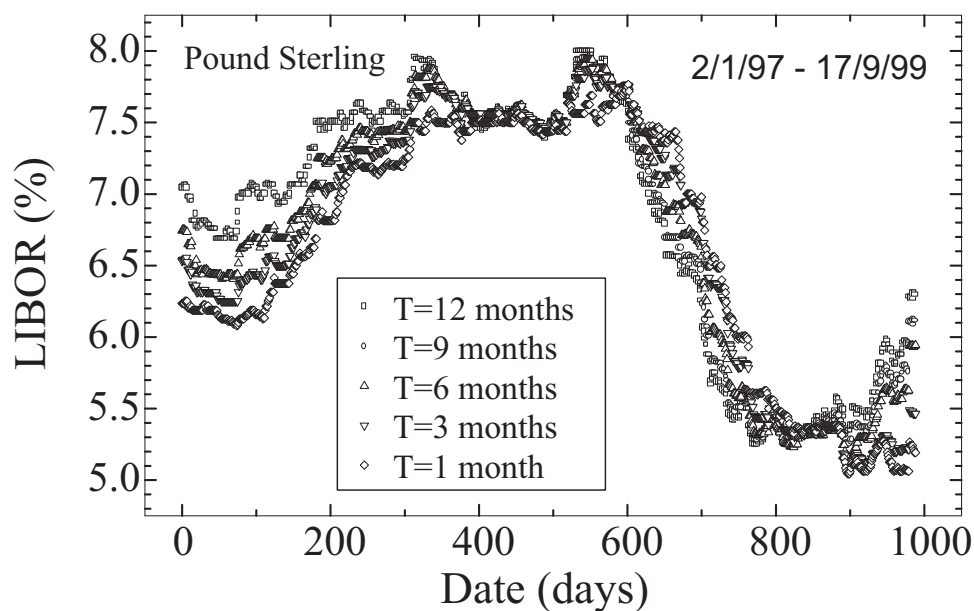


Fig. 2. LIBOR interest rates $r(T, t)$ as a function of the current date t , for the maturities $T=1, 3, 6, 9$ and 12 months and Pound Sterling currency.

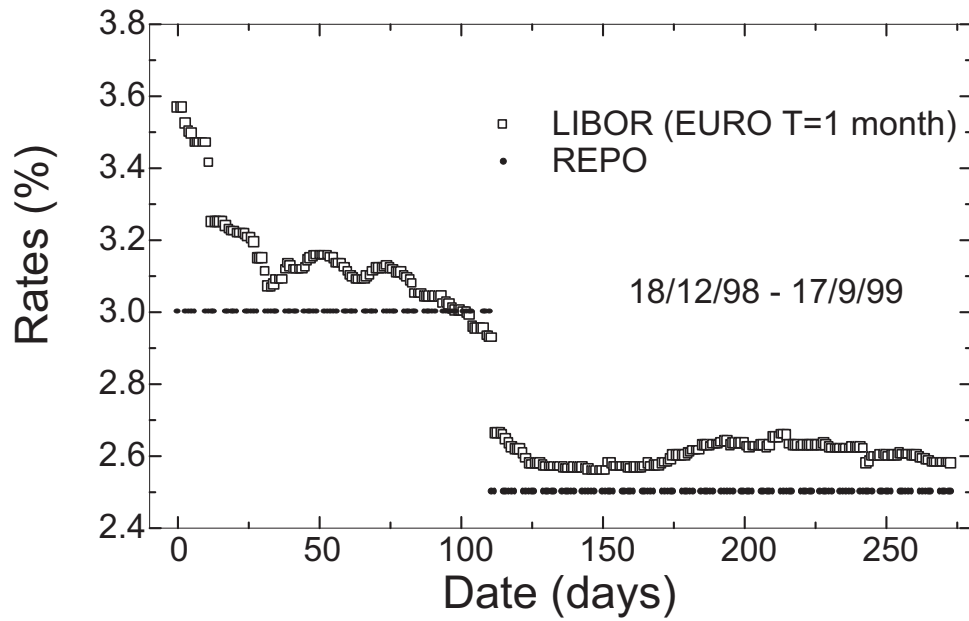


Fig. 3. LIBOR compared to REPO for EURO.

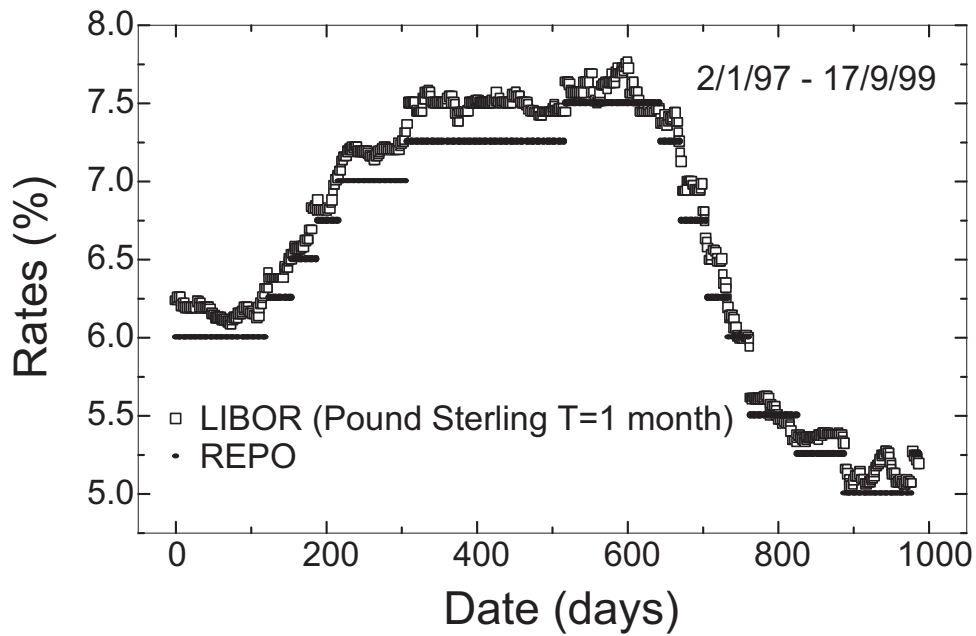


Fig. 4. LIBOR compared to REPO for Sterling Pound.

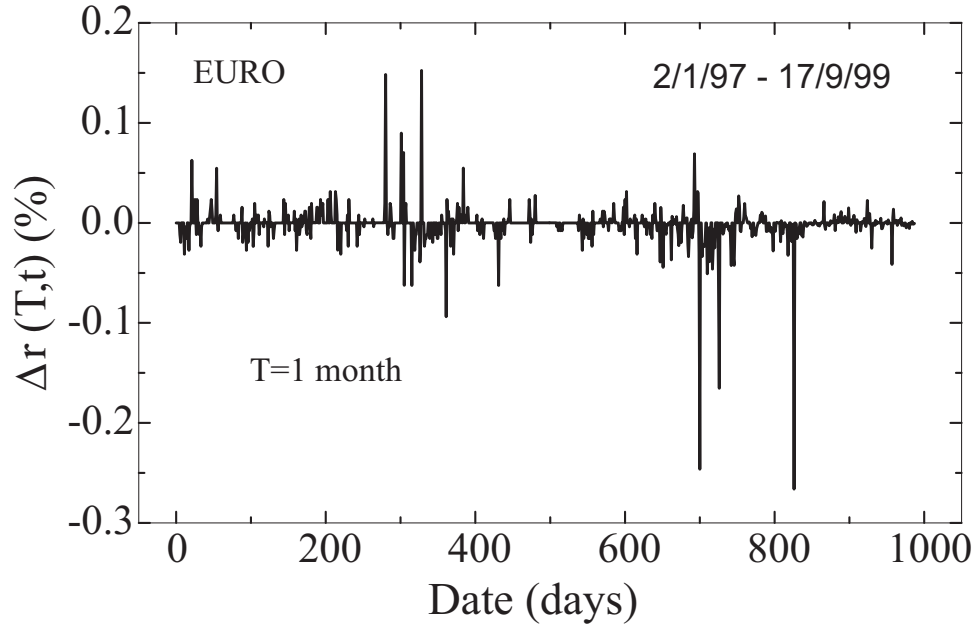


Fig. 5. 1-month LIBOR increments as a function of the current date for EURO.

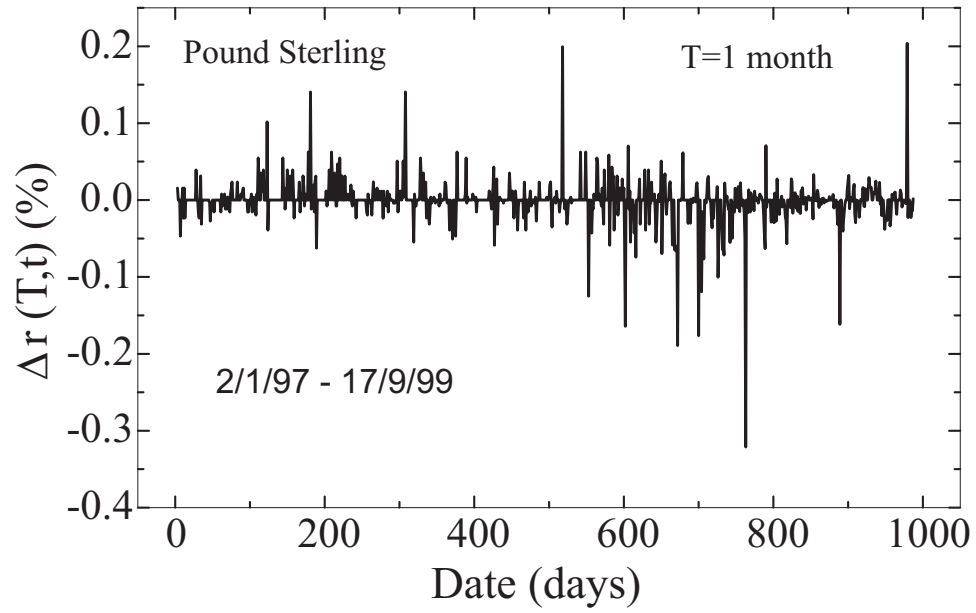


Fig. 6. 1-month LIBOR increments as a function of the current date for Sterling Pound.

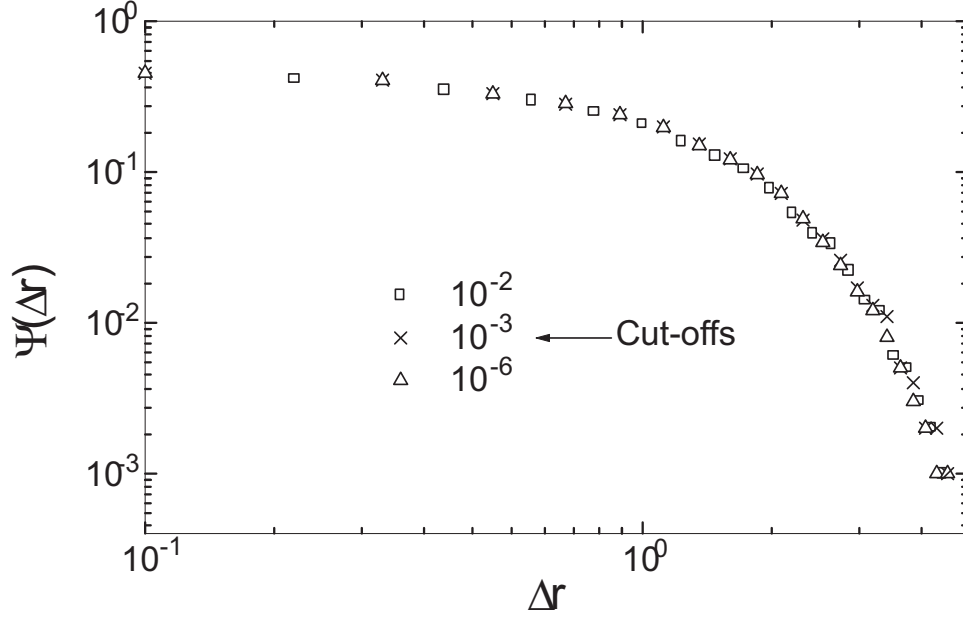


Fig. 7. The complementary cumulative distribution function of a simulated Gaussian stochastic process using different decimal digit precisions (cut-offs).

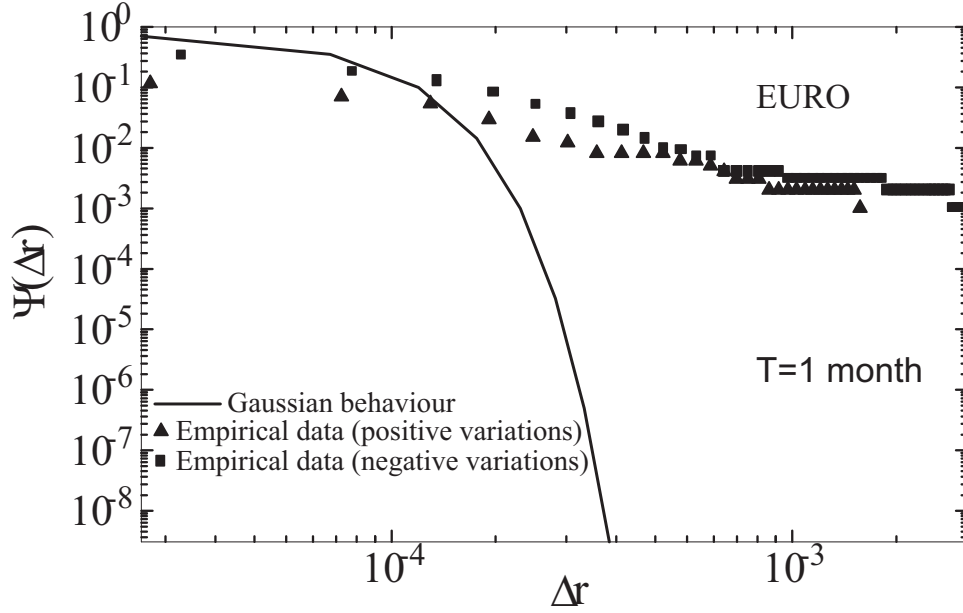


Fig. 8. The complementary cumulative distribution function of LIBOR increments for EURO. $T=1$ month and $\Delta t=1$ day.

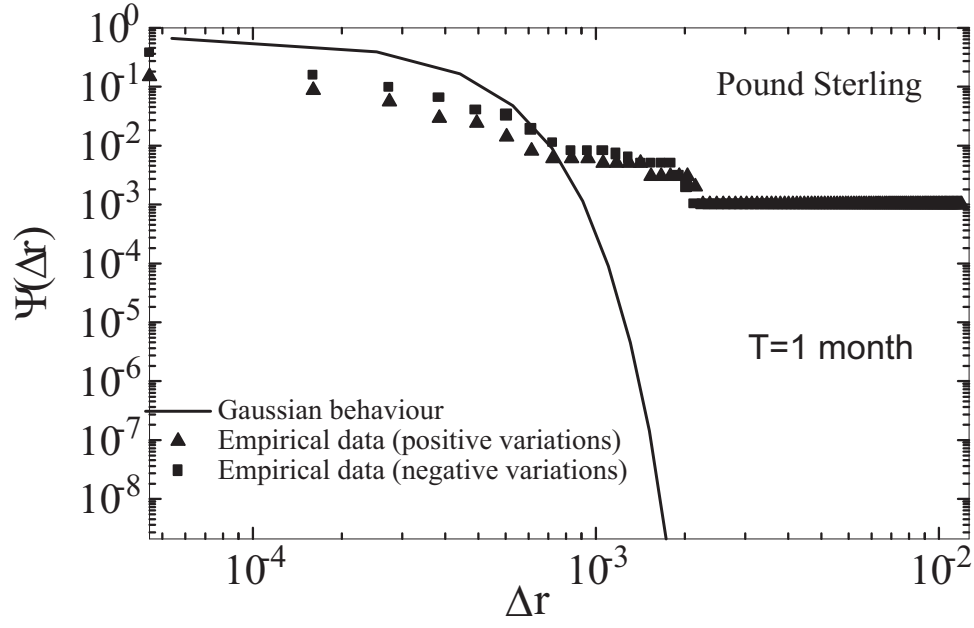


Fig. 9. The complementary cumulative distribution function of LIBOR increments for Sterling Pound. $T=1$ month and $\Delta t=1$ day.

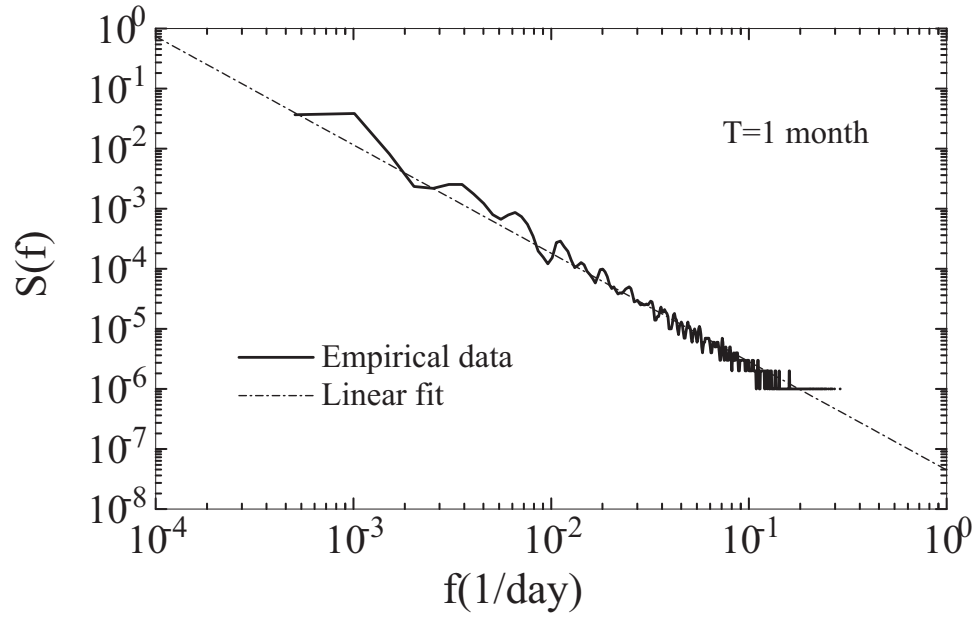


Fig. 10. Power spectrum of $r(T, t)$ for the EURO with $T = 1$ month.

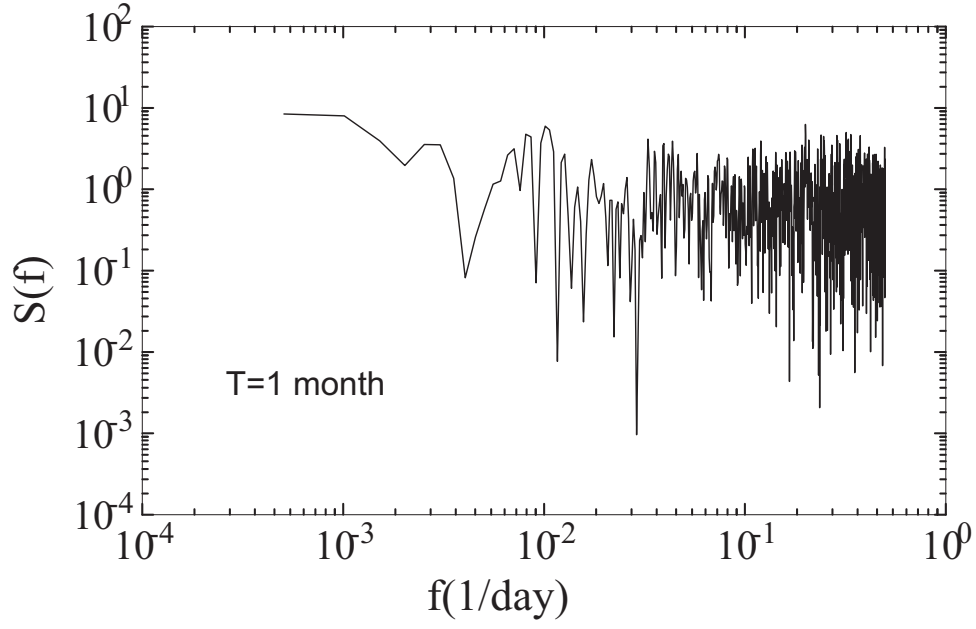


Fig. 11. Power spectrum of $\Delta r(T, t)$ for the EURO with $T = 1$ month and $\Delta t = 1$ day.

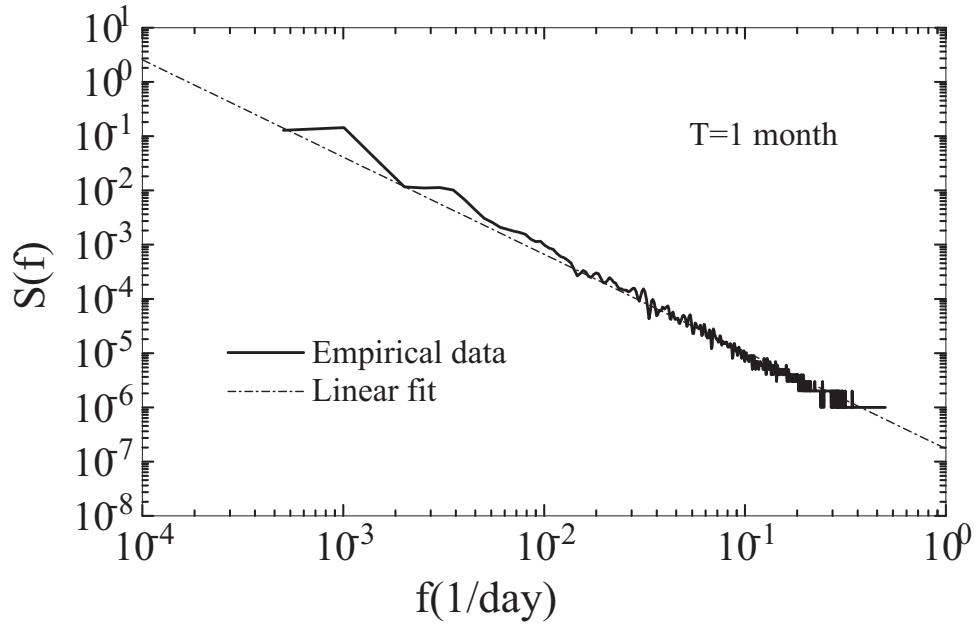


Fig. 12. Power spectrum of $r(T, t)$ for the Sterling Pound with $T = 1$ month.

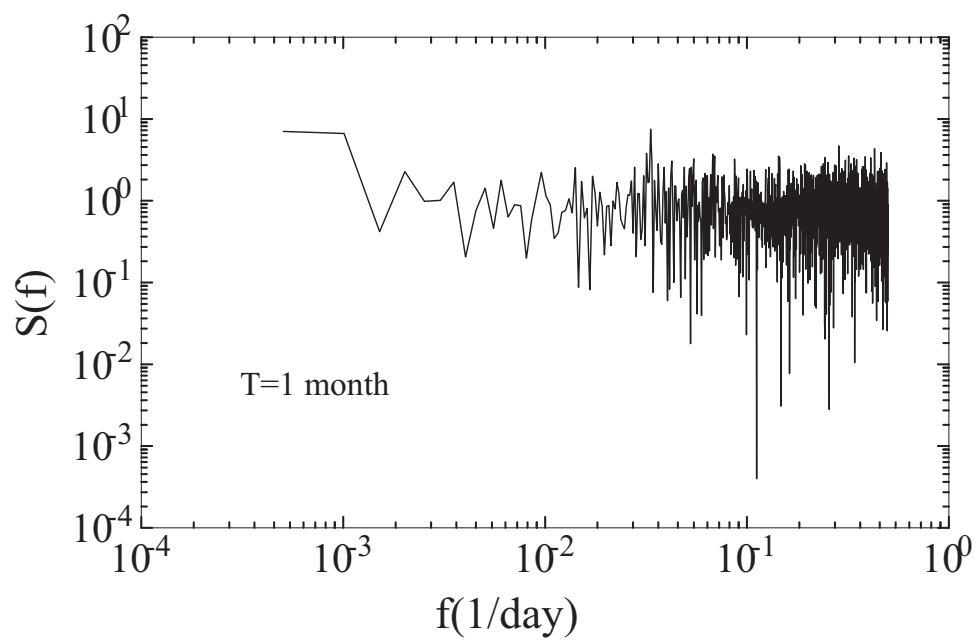


Fig. 13. Power spectrum of $\Delta r(T, t)$ for the Sterling Pound with $T = 1$ month and $\Delta t = 1$ day.