

Rowers coupled hydrodynamically. Modeling possible mechanisms for the cooperation of cilia

B. Bassetti*, M. Cosentino Lagomarsino†, P. Jona ‡

December 2, 2024

PACS 05.65.+b, 64.60.Cn, 87.16.Ka

Abstract

We introduce a model system of stochastic entities, called *rowers* which include some essentialities of the behavior of real cilia. We introduce and discuss the problem of symmetry breaking for these objects and its connection with the onset of macroscopic, directed flow in the fluid. We perform a mean field-like calculation showing that hydrodynamic interaction may provide for the symmetry breaking mechanism and the onset of fluid flow. Finally, we discuss the problem of the metachronal wave in a stochastic context.

1 Introduction and overview

We set up a model system of entities, called *rowers*, that may organize spontaneously breaking left-right symmetry of the motion and give rise to an ordered macroscopic flow and beating patterns. Rowers are active, stochastic elements that "live" in a fluid with low Reynolds number and are capable to exert influence on each other by means of hydrodynamic coupling.

The motivation for this analysis comes from the motion of cilia, long and thin extroflexions of the eucaryotic cell membrane that are able to generate motion [1] [2]. The cilia are used by the cell for self-propulsion or to stir the surrounding fluid. A cilium has an internal structure (the axoneme) containing an arrangement of microtubule doublets attached to a basal body anchored to the cell membrane. A complex, symmetric net of protein bridges and links among the doublets gives the whole structure elastic properties. Thousands of biochemical reactions at the level of such

*Università degli Studi di Milano, Via Celoria 16, 20100 Milano, Italy; e-mail address bassetti@mi.infn.it

†FOM Institute for Atomic and Molecular Physics (AMOLF), Kruislaan 407, 1098 SJ Amsterdam, The Netherlands

‡Politecnico di Milano, Pza Leonardo Da Vinci 1, 20100 Milano, Italy

proteins represent the energy source for the internal *engine* which produces the ciliary bending. The cilium moves in a cyclic beating composed of two phases: the *power stroke* – which is active in propulsion or in fluid transport – and the *recovery stroke*, which is passive. A ciliated cell generally has a field of hundreds of cilia which beat in a coordinated manner, setting up wave-like time dependent patterns. This phenomenon is referred to as metachronism.

The physical description of ciliary motion involves the balance of hydrodynamic and elastic forces. In the framework of a mechanical description, the forced nature of the system is modeled through the elastic constitutive equations, which contain the *engine* supplying energy in a deterministic way in order to sustain ciliary motion.

With the stochastic approach, instead, the energy supply is active at random times.

Different and complementary questions may be addressed with the two approaches. In this paper we aim to develop a stochastic analysis of ciliary motion and of the associated macroscopic fluid flux, and compare it with results in the mechanical framework.

Looking at the literature about cilia and flagella in a viscous fluid – there is a rich variety of cinemactical and dynamical results – one realizes that the studies are mainly mechanics-oriented and that the stochastic aspects of the phenomena were, in general, disregarded. Early works on these subjects date since 1955 with the pioneristic model by Gray and Hancock [3] for the local drag forces acting on a cilium in a fluid. The first mathematical attempt in the description of cilium motion is the study of a locally contractile flagellum [4]. Later, mathematical models for simulating the motion of cilium (and flagellum) have been developed, all of them from a mechanical point of view.

In the so called *curvature controlled models* [5] [6] [7] [8] [9] motion of cilium (or flagellum) in an incompressible fluid with high viscosity is obtained by Stokes equations with boundary conditions on the cilium surface and with vanishing fluid velocity at infinity. The main result of these models, based on internal elasticity response, was a more and more refined parametrization of the force field acting the cilium (flagellum) by resistance coefficients, which have been used in simulating ciliary motion in different contexts.

In the *excitable dynein models* instead, [10] [11] [12] [13] the peculiarity of the internal structure of the cilium was implemented, with the aim of a closer mimic of the molecular basis for cilium dynamics. The main result was a more plausible set of parameters able to reproduce, by numerical simulations, a rich variety of the cinemactical features of ciliar moves in presence external flowing fluid. In particular, Murase [12] proved the existence of a directional mechano-sensitivity of cilium – a mechanical response of cilium to an external flow of water, depending on fluid velocity. The author presents this result as a possible mechanism for the onset of metacronal waves in cilia fields *via* hydrodynamic interaction.

The description of coordinate and highly correlated movements of many cilia, observed in the phenomenon of metachronism, has been mainly addressed to model multicilia dynamical configurations in a suitable way to generate Stokes flow in the surrounding fluid. [14] [15] [16].

The problem of fluid transport was investigated for different geometries of fluid confinement: a plane [17], two parallel plates – or channel – [18] [19] a circular pipe [20], a deep channel [21]. In every work, the existence of ciliary motion was assumed, together with regularity properties. In 1984 Liron in his work [22] based on the *discrete cilia approach* [20], proposed a mathematical description of fluid transport by cilia. The author obtains the velocity distribution in a Stoke fluid confined in a straight cylinder with an uniform distribution of cilia; the existence of metachronal coordination between ciliary moves (propagating wave) and periodicity conditions both for velocity field and ciliar geometry are required by hypothesis.

More recently, Gueron et al. proposed a dynamical description which accounts for multicilia hydrodynamical interactions [23] [24] [25]. In their simulations [26] the 3-dimensional motion of cilia is considered. The energetics of ciliary beating is also studied [37] and the amount of work required in the two phases of motion is estimated; on this basis metachronism results to be energetically favoured.

The dependence of the metachronal wave on observable ciliary parameters [39] [39] – and the effect of varying fluid viscosity [36] have been studied by Priel et al. They also propose a model involving hydrodynamical coupled oscillators [27] [28] and compare their numerical results with the observed sincronization in ciliary beating [29].

In this work we shall adopt a minimal description of dynamics and will focus our analysis on the stochastic aspects. Two clear features of the system of interest are at the basis of our model, namely:

- the motion of a single cilium is sustained by biochemical reactions which *are* a stochastic process.
- the interaction between cilia is mediated by the fluid *and* by a stochastic (thermal) noise.

In building up the model two crucial problems have to be considered, also present in more refined mechanical descriptions [12]. The first is symmetry breaking. If the internal engine which generates motion is removed, the cilium is free of moving in a cone – with cylindrical symmetry, $O(2)$ in 3D with fixed basis. However, the anatomy of cilium – the axial couple of microtubules which has been observed in the ciliary axoneme – may give an explanation to the breaking of the $O(2)$ symmetry [42], thus fixing the plane of motion. Nevertheless, the problem whether, once moving in a plane, there is any preference for right or left-directed beat seems to be still open [43]. That is, the direction of the power stroke seems, to our

knowledge, to be invaluable by pure anatomic reasons. If this is true the cilia need a symmetry-breaking mechanism to push the fluid in a directed way. Hydrodynamic interaction in collective motions of cilia could realize this symmetry breaking.

The second problem is the physical source of metachronism. This is certainly not a wave phenomenon of the traditional kind, and is more understandable as a time-dependent pattern created by the counteracting active beating and dissipative processes in the collective motions of cilia immersed in a fluid.

In section 2. we present the general features of the model. The elementary component is a rather abstract object (the rower). It includes a few observed features of real cilia, mainly the distinction between effective stroke and recovery stroke. Our rowers are one dimensional but not intrinsically oriented, that is, they have left-right symmetry. The observed two-phase beating is represented as the motion of a particle in two different potentials – active and passive – alternatively switched on and off by a two-state process that we choose to be stochastic. The hypothesis of hydrodynamical couplings allows a description in terms of self-consistency for the many body system.

In section 3. we develop the calculation for a single rower as a two-state oscillator in the overdamped regime subject to thermal noise. We are able to compute averaged quantities for the single rower, of which the most interesting is the current that it generates as a function of the external velocity of the fluid.

We then use this result, together with known techniques of fluid mechanics, to compute the self-consistent velocity field in a low Reynolds number Stokes fluid with an array of rowers as velocity sources. This can be taken as a demonstration that cooperative effects arising from the hydrodynamic interaction may make our stochastic rowers spontaneously break symmetry and set up a macroscopic flux. This result is obtained in a mean-field like picture, and is independent from a more-refined investigation on the collective motion of rowers.

In the last section, we discuss the premises for the onset of metachronal waves. We define metachronal coordination in terms of correlation function.

Pointed out the role of hydrodynamic interactions in models that include thermal noise, we proceed employing a path integral representation of our model equations to obtain informations on the structure of the configurational correlation function. On the basis of this calculation we are able to outline two distinct scenarios in which the possibility of pattern-formation exists. In the first scenario the transitions between states are coupled with the configuration of the rower, while in the second the rower is independent, but the cyclic nature of its motion (i.e. the fact that its intrinsic time scale is larger than relaxation times) has to be taken explicitly into account.

2 The Rower

A rower is the elementary tile of our model, and is designed to contain some of the essentialities of the cilium.

Our starting point is the observation that a single cilium beat pattern can be divided into two phases [2]. During the *effective stroke* it moves almost as a straight rod, transversally to the fluid, while during the *recovery stroke* it glides back softly, in a tangential motion. Thus the effective stroke is associated with high viscous load and actually propels the fluid, whereas the recovery stroke brings back the cilium to its equilibrium position minimizing the viscous resistance.

A rower is characterized by two degrees of freedom, a continuous one corresponding to its position (the cilium center of mass, for example), and a discrete one corresponding to its internal state. The rower is alternatively subject to two different potentials and viscous loads. In state 1 (recovery stroke) the viscous coefficient is low and the particle “sees” a concave potential V_1 , while in state 2 (effective stroke) the viscous coefficient is high and the potential V_2 looks like a mexican hat. The transitions between the two states are stochastic. The switching between two potentials makes our rower an active element, and is the analogue of the active component of the force in the mechanical models of the cilium. The two different viscous loads mimic the behavior of a slender body moving transversely or tangentially in the fluid.

We consider a one-dimensional rower, that is, the rower breaks rotational but not left-right symmetry. This is different from most models of ciliary activity found in the literature, which treat cilia as structurally asymmetric objects. In both states one has to take into account the external drive due to the velocity of the fluid. At one-body level, the velocity of the external fluid enters as a linear bias the active and passive potentials; with such a bias the left-right symmetry will be broken.

Making the additional hypothesis that we are in the overdamped regime (low Reynolds number) [44], we can use the following Langevin equation to describe the dynamics of each rower (see [30] for a similar equation in a different context)

$$\dot{x} = v - \frac{1}{\gamma_\sigma} \frac{\partial V_\sigma(x)}{\partial x} + \xi_\sigma \quad (1)$$

where $\sigma(t)$ may take values in $\{-1, 1\}$ and is the stochastic process describing the switching between phases.

The simplest choice for this noise of chemical origin is a random telegraph process, with Poisson distributed jumps t_i . Alternatively, one could allow the transitions to depend on the configuration of the rower. We will stick to the first case throughout the paper, discussing briefly some implications of the second only in the last section.

ξ_σ is a gaussian white noise with zero average and correlation

$$\langle \xi_\sigma(t) \xi_\sigma(t') \rangle = \frac{2T}{\gamma_\sigma} \delta(t - t')$$

v is the component of the surrounding fluid velocity along the direction of our one-dimensional rower.

In the dynamics described by equation 1 we have eliminated two “fast” modes with characteristic times $\tau_{+,\sigma} = \frac{m}{\gamma_\sigma}$, where m is the mass of the particle. Thus, we are left with the “slow” modes with relaxation times $\tau_{-,\sigma} \simeq \frac{\gamma_\sigma}{\kappa_\sigma}$, where κ_σ is the curvature of potential V_σ at its minimum(s). In order for the model to represent effectively the movement of a rower, the average time between two stochastic transitions must be greater than the characteristic times $\tau_{-,\sigma}$. This implies in the first place that the system has to be far from criticality (see [31]).

Of course our rowers overlook many details of the mechanism of contraction of real cilia. In the first place they are not filaments but “points”. On the other hand we do not want to focus on the detailed modeling of real cilia but instead on the organization through hydrodynamic coupling, and they are designed to this aim. In fact, the statistical mechanics of an internally driven filament is quite a difficult subject (one object has infinitely many degrees of freedom), while our rowers turn out to be much milder.

3 Symmetry breaking and onset of macroscopic flux

3.1 Single rower

It is convenient to pass from equation 1 to the Fokker-Planck description, that deals with the distribution functions $P_\sigma(x, t)$ for the probability to find the rower with position x at time t in state σ . These distributions obey the equations

$$\begin{cases} \partial_t P_1(x, t) = -\partial_x J_1(x, t) - \omega_1 P_1(x, t) + \omega_2 P_2(x, t) \\ \partial_t P_2(x, t) = -\partial_x J_2(x, t) + \omega_1 P_1(x, t) - \omega_2 P_2(x, t) \end{cases} \quad (2)$$

with

$$J_\sigma = v P_\sigma - \frac{1}{\gamma_\sigma} \frac{\partial V_\sigma}{\partial x} P_\sigma - \frac{T}{\gamma_\sigma} \frac{\partial P_\sigma}{\partial x}$$

where ω_σ is the probability of transition from the state labelled by σ to the other (these quantities would depend on x in case one chooses a configuration-dependent σ). Typical values for these quantities are around $60s^{-1}$. The motion of the rower looks like an oscillation between the bottoms

of the two potentials, and each phase of the cycle has a mean duration of $\tau_i = \omega_i^{-1}$.

Equations 1 and 2 resemble formally those of a two-state thermal ratchet model (e.g. [30]).

Actually, the physical situation here is quite different. In fact, if we consider the stationary Fokker-Planck equation for the total probability current $J_{tot} = J_1 + J_2$, because of the absence of periodic boundary condition, $\partial_x J_{tot} = 0$ implies that the total current is zero. That is, a global flow of probability current is not possible and the rower can't run away.

One should not worry about the fact that the overall net current is zero, because the two strokes of the rower produce much different perturbations in the surrounding fluid, thanks to the differences in viscosity. The problem becomes then if the two probability currents $J_i(x)$, which have opposite sign, are nonzero.

Let's compute the mean stationary value of the velocity during the effective stroke. We can write

$$J \equiv J_2 = -J_1 \quad (3)$$

with

$$J_i = \int J_i(x) dx$$

Now, with a little manipulation of equation 2 it is easy to obtain a third order differential equation for P_1 (or P_2) that, once solved, allows to compute explicitly the above averages. We have been able to solve analytically this equation only in the case of piece-wise linear potentials (figure 1).

For more general cases, typically that of a quadric V_1 and a quartic V_2 (figure 1), we have resorted to solve numerically equation 2 and look at its long-time behavior.

From simulations and calculations it's clear that, when $v = 0$, $J_1 = J_2 = 0$ and there is no biased pumping.

In figure 2 we show the computed average active current $J(v)$ as a function of the surrounding fluid velocity; and it is nonzero for $v \neq 0$.

We now give a heuristic argument that, for low temperature and driving velocity, justifies this behaviour. In these conditions, the process is well approximated by a sequence of jumps between the minimums of the two potentials. These jumps are unbiased as long as there is no driving velocity, since the left-right symmetry is not broken. The presence of the linear term induces a bias in the jump probability (figure 1), so that from the minimum $x_m(v)$ of V_1 the rower has a probability of $1/2 + \pi(v)$ to fall into x_+ and $1/2 - \pi(v)$ to fall into x_- . Thus we can estimate the average current as $\frac{2\pi(v)}{p}$, where p is the period of the rowing cycle.

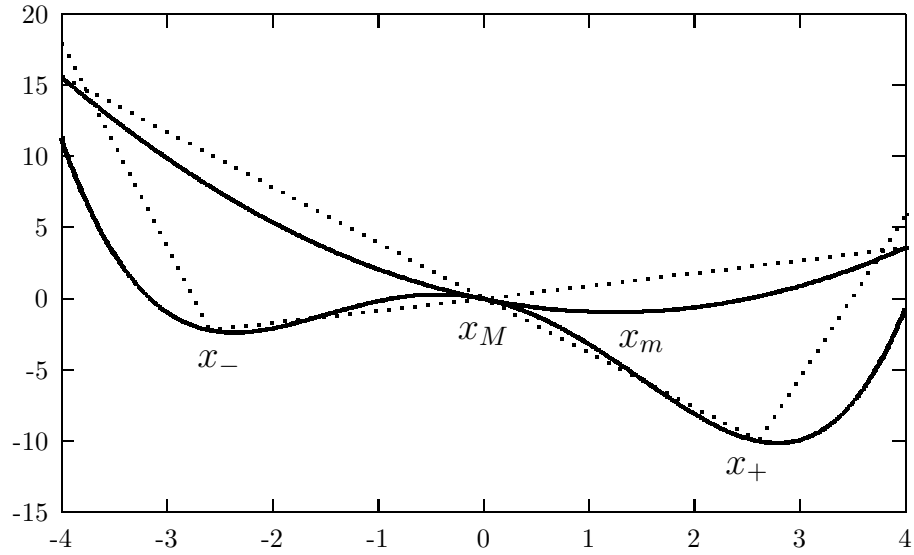


Figure 1: Model potentials with incorporated external fluid velocity. For the passive phase $W_1(x) = \frac{a}{2}x^2 - vx$; for the active phase $W_2(x) = \frac{b}{4}x^2(x^2 - x_0^2) - vx$. Here rescaled parameters are plotted $a = 1.2$; $b = 0.8$; $x_0 = 2.828427$; $v = 1.9$; $\gamma_1 = 1.0$; $\gamma_2 = 1.5$. Piece-wise linear potentials are also drawn (dotted lines). Realistic parameters are: $x_0 \sim 5\mu\text{m}$; $v \sim 10^{-5}$ to $10^{-4}\mu\text{m/s}$; $\gamma_2 \simeq 1.5\gamma_1$, $\gamma_1 \sim 10^{-3}\text{N s/m}$; $a \sim 10^{-6}\text{N/m}$.

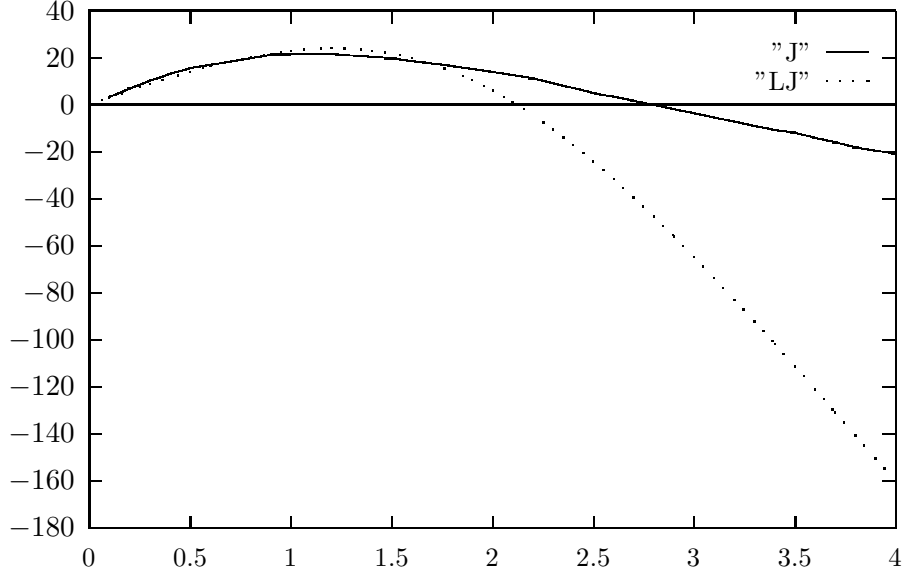


Figure 2: Active current as a function of the surrounding fluid velocity from calculation with the potentials of fig.2

If we make the further assumption that in the recovery phase the probability distribution for the position of the rower relaxes to a gaussian centered in $x_0(v)$, it is easy to see that

$$\frac{1}{2} + \pi(v) = \text{erf}(x_0(v) - x_M(v))$$

which, substituting, gives the same qualitative behaviour for the average current as that shown in figure 2.

Thus, for nonzero external velocity field v , $J(v) \neq 0$, and the rower breaks left-right symmetry. In this situation, the average Stokes force that the rower exerts on the surrounding fluid is

$$F_S = (\gamma_2 - \gamma_1)J(v)$$

and there is biased pumping of the fluid as long as the two viscosities are different. This dependence of the force on the fluid velocity is reminiscent of the *mechano-sensitivity* found by Murase in [12].

3.2 Array of rowers

In the case of a planar array of N interacting rowers beating in the same direction and arranged on a lattice (which can also be random), we have N equations that look like equation 1, but the surrounding fluid velocity term

v has to be substituted by the contribution of all the other rowers through hydrodynamic interactions. That is, we have a sum of all the other particles velocities to which we apply the mobility matrix, which we take as $\bar{H}_{II} = I$, $\bar{H}_{IJ} = \mathbf{H}(\mathbf{r}_{IJ})$, where $\mathbf{H}(\mathbf{r}) = \frac{1}{8\pi\eta r}(I + \hat{\mathbf{r}}\hat{\mathbf{r}})$ is the Oseen tensor, which has a dependence on the inverse distance (see [41] p.68).

$$\dot{\mathbf{x}}_I = \sum_{J \neq I} \bar{H}_{IJ}(\mathbf{r}_{IJ}) \left(-\frac{\partial V_{\sigma,J}(x)}{\partial \mathbf{x}_J} + \xi_{\sigma,J} \right) - \frac{1}{\gamma_{\sigma,I}} \frac{\partial V_{\sigma,I}(x)}{\partial \mathbf{x}_I} + \xi_{\sigma,I} \quad (4)$$

Where I and J are lattice sites.

The problem is hard to tackle analytically as is, because it is a self-consistence problem in which the instantaneous configuration of the rowers affects the Stokes field, which in turn enters the equation of a single rower as the (local) velocity of the surrounding fluid. Nevertheless, a mean field calculation is fairly easy.

We can write (see [41]) the average velocity field in one point of the fluid in the surroundings as

$$\mathbf{v} = \sum_J \bar{H}_{IJ}(\mathbf{r}_{IJ}) \gamma(\sigma_J) (\mathbf{J}_{\sigma_J,J} - \mathbf{v})$$

Which, averaged and projected along the direction of beating, gives the self-consistency relation

$$v_{\text{fluid}} = \frac{H^{\text{int}}(\gamma_2 - \gamma_1)}{1 - H^{\text{int}}(\gamma_2 + \gamma_1)} J(v_{\text{fluid}})$$

Where H^{int} is a number that derives from the sum over the (finite) lattice sites of the Oseen propagators, and J is as defined in equation (3). If H^{int} is big the equation becomes $v_{\text{fluid}} = (\gamma_2 - \gamma_1) J(v_{\text{fluid}})$, whereas in the limit of small H^{int} we get $v_{\text{fluid}} = H^{\text{int}}(\gamma_2 - \gamma_1) J(v_{\text{fluid}})$. The value of H^{int} depends of course on the arrangement of the rowers on the lattice, and can be easily calculated. When the number of rowers is not finite problems may arise because of the $\frac{1}{r}$ dependence of the Oseen tensor, but this situation is not realistic for systems of cilia. Following Landau [45], one could extend the sum over the penetration length of the hydrodynamic interaction, so that the constant will be a function of the surface density of cilia.

So that the velocity field can be either zero, or take the (positive or negative) selfconsistent value $v_{SC} \neq 0$.

This means that the system of rowers is able to set up a macroscopic (and macroscopically steady) flow in the fluid.

4 Metachronal coordination

At this point, the problem of the metachronal wave remains entirely open.

In fact,

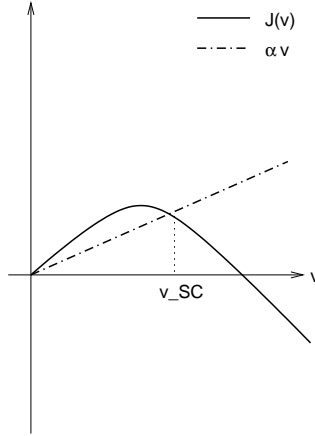


Figure 3: Sketch of the selfconsistent velocity calculation. $\alpha = \frac{1-H^{int}(\gamma_2+\gamma_1)}{H^{int}(\gamma_2-\gamma_1)}$

a) The mean field approach of the above paragraph prevents by construction the analysis of wave-like patterns in the beating of the rowers. It tells us that the fluid is pumped by the rowers but not if they pump it *coordinately*.

To refine the mean field description one has to solve equation 4, coupled with the equation for the dynamics of the “chemical” noise σ , for the correlation function

$$\langle x_I(0)x_B(t) \rangle \quad (5)$$

– where $\langle \dots \rangle$ is an average on thermal noise and σ – and see if its Fourier transform $S(\mathbf{q}, \omega)$ has nonzero components. This is what we take as a definition of metachronal wave in this context.

b) This kind of wave phenomenon, in our model, does not have the nature of a small oscillation around an equilibrium state. This implies that standard techniques relying on conservation laws or symmetry breaking (see for example [46]) cannot be employed to study the correlation function and find waves in the form of propagating modes.

The “ground” state of our model is constantly changed by the dynamics of the discrete field σ_I , which keeps the overdamped oscillators from thermalizing, so that the metachronal wave is more similar to a far-from-equilibrium oscillatory pattern like the Bhelousov-Zabotinsky reaction. In this view, the assumption that the time scales of thermalization are fast compared to σ is very important to see any kind of oscillation.

Moreover, from an equilibrium point of view, the hydrodynamic interaction has no influence on the final configuration of the system, and cannot set up any modes.

That is, if we consider an array of particles, each one living in a parabolic potential (this is like letting the ratio $\omega_1/\omega_2 \rightarrow \infty$ for our array of rowers - in this situation there is no active force and the system can just relax to equilibrium) and we compare the effects of the hydrodynamic interaction, which we now call L_{IJ} , with those of a generic two body interaction, represented by G_{IJ} , solving the stationary Fokker Planck equation of the two cases, it is easy to see that while in the hydrodynamic case the stationary probability distribution looks like

$$P_{\text{stat,hydr}} \sim e^{-\frac{\beta}{2} \sum_J x_J^2}$$

In the generic case

$$P_{\text{stat,gen}} \sim e^{-\frac{\beta}{2} \sum_{IJ} x_I G_{IJ} x_J}$$

So that L_{IJ} does not intervene in any way in the stationary probability measure, but it may just modify the thermalization times. In thermodynamic words, this means that the hydrodynamic interaction has (by construction, in fact) no influence on the equilibrium free energy. It is therefore not possible to create spatially inhomogeneous stationary states for overdamped oscillators interacting hydrodynamically.

To escape from the mean field description we turn to a path integral representation of equation 4.

Our aim is to write the reduced partition function to the configurational variables, defined as

$$Z(J_I(t)) = \langle \exp[\sum_I \int dt J_I(t) x_I(t)] \rangle_{\xi, \sigma}$$

and use it to calculate the correlation function of interest. The two steps involved are integration on thermal noise and on the “chemical noise” σ .

While integration on thermal noise is trivial, integration on σ is a much more delicate step (note that this noise always has a multiplicative part in equation 4). Its associated functional measure is diagonal in space because we have assumed that there is no exchange of chemical information between the rowers, and the distribution of the jumps has to be Poissonian in time. It is essential at this level to remember that the time scale of σ must be slow compared to the thermalization times of the configurational variables.

If we discretize time, we can realize the right statistics with a one-dimensional Ising model Hamiltonian, and choose the coupling constant such as the correlation time is tuned. We then pass to the continuum again, and the average on σ becomes an average over this Ising field.

After the average on σ , we are left with an effective model that includes only the configurational variables. The entity of interest is the quadratic part

of the effective action, from which one calculates the correlation function (5) by functional derivation of $Z(J_I(t))$. If this quadratic form is not positive definite, the system can give rise to non spatially uniform modes, and thus to coordinated motion between rowers.

Keeping in mind these considerations, we can consider two possible scenarios in which metachronal coordination can arise. In both cases the calculation is inspired by the mechanism that leads to modulated phases in equilibrium statistical mechanics [48].

1) The chemical noise depends on the configuration.

This scenario is formally equivalent to the calculations that lead to modulated phases for membranes with defects. There are two interacting fields, $x_I(t)$ and $\sigma_I(t)$; for quadratic potentials it is possible to integrate out the continuous configurational degree of freedom (instead of σ), as in [49] obtaining an effective model for the chemical noise with a quadratic form that is not necessarily positive definite.

It can easily be seen that for this to be true, it is necessary to include a dependence on the configuration in the dynamical equation for the chemical field: $\dot{\sigma} = f(\sigma, x)$.

To establish the possible mechanism of coupling between state and configuration one has to look more carefully into the details of ciliary structure and function. We would like to analyze this problem more carefully in a future work. Right now we just mention that this case includes the stochastic analogous of the “geometric switch” mechanism found in [37], in which the transitions between the active and passive phases of the cilium are determined by its reaching some limit configurations.

2) The chemical noise does not depend on the configuration.

In this case the calculation can be carried for more general potentials. Because there is no reactive component that corrects the chemical cycle, the possibility that a metachronal wave will form appears to be more intriguing. The lack of this reactive part forces - if one is interested in oscillatory phenomena - to keep explicitly into account the fact that σ has to be described on time scales that are greater than the thermalization times.

In other words, we are making an hypothesis on the structure of the chemical noise, imposing the fact that its cyclic nature cannot be ignored by the thermalization process of the configurationa variable.

To implement this, we discretize time and we choose an Ising measure for σ with anti-ferromagnetic coupling. Then we perform the continuous time limit so that we can perform the integration on σ .

In what follows we outline the calculation in case 2).

We can choose for simplicity to have a one-dimensional array and choose potentials $V_{\sigma,I} = \frac{1}{2}k(x_I - \sigma_I)^2$, so that the symmetry breaking is assumed and the two wells have the same stiffness k . We can separate the dependencies in this potential and write $V_{\sigma,I} = V_I^{(0)} + \sigma V_I^{(1)}$.

For this calculation it is convenient to rewrite the mobility matrix as

$$L_{IJ} = l_{IJ} + \eta \sigma_I \delta_{IJ}$$

where the dependence on σ has been isolated and l_{IJ} has the same off-diagonal terms of the Oseen tensor, and to approximate the inversion of L up to first order in η .

Following [47] it is fairly straightforward to perform an integration on thermal noise and write the dynamical action for the system as

$$S = \sum_I \int dt (\mathcal{L}_x + \mathcal{L}_{x,\sigma} + \mathcal{L}_\sigma)$$

where \mathcal{L}_x depends only on the configurations, \mathcal{L}_σ involves the field σ , and $\mathcal{L}_{x,\sigma}$ is an interaction term. We find

$$\mathcal{L}_x = (\dot{x}_I + k \sum_J l_{IJ} x_J) (\sum_J l_{IJ}^{-1} \dot{x}_J + k x_I) + 2k^2 \eta x_I$$

$$\mathcal{L}_\sigma = k^2 \sigma_I \sum_J l_{IJ} \sigma_J + \eta k^2 \sigma_I$$

$$\mathcal{L}_{x,\sigma} = 2k \sigma_I (\dot{x}_I + k \sum_J l_{IJ} x_J) + \eta \sigma_I [k^2 x_I^2 - \sum_{PQ} l_{IP}^{-1} \dot{x}_P l_{PQ} \dot{x}_Q]$$

In this first step, the stochastic process σ has been treated like a parameter.

Next, we integrate on the chemical field σ , which we treat as a continuous variable (all the expressions that we have written make sense also in this case). The functional measure for the noise (diagonal in space)

$$d\Sigma(\sigma) = [d\sigma] \exp\left\{-\frac{1}{2} \sum_{IJ} \int dt dt' \sigma_I(t) \delta_{IJ} \Sigma(t, t') \sigma_J(t')\right\}$$

adds another term to \mathcal{L}_σ . Because we have chosen anti-ferromagnetic coupling, the kernel $\Sigma(t, t')$ of the Ising measure is not positive definite and by integration this property is inherited by the configurational field, so that an analogous mechanism to that of the modulated phases in equilibrium statistical mechanics can be employed again.

5 Conclusions

We introduced a model system, the rower, which contains some essentialities of the cilium and, being economic in degrees of freedom, enables to deal with stochastic features of this system.

We computed the probability current of one rower interacting with a surrounding fluid in a steady state, and we used the result to deal with the problem of left-right symmetry breaking.

The same expression of the current was then used in a self-consistent mean field-like calculation for a planar array of rowers coupled hydrodynamically. The result was that rowers can cooperate to set up a macroscopic flow in the fluid.

Finally, we presented the problem of metachronal coordination in terms of correlation between rowers, and discussed a path-integral calculation that enables to point out some features that are sufficient for the model to exhibit this behavior. The indications that come from this calculation need to be examined in greater detail to fully understand their implications for the real system. We are currently running numerical simulations to support our results.

References

- [1] Alberts D., *et. al.* "The Molecular Biology of the Cell", Garland, NY, 1994.
- [2] Cila and Flagella, Sleight M.A., editor, Academic, London (1974).
- [3] Gray J., and G.Hancock, *J.Exp.Biol.* **32** (1955) 802.
- [4] Machin K.E., *J.Exp.Biol.*, **35** (1958) 796; *Proc.Roy.Soc.Lond.* **B158** (1963) 88
- [5] Brokaw C.J., *Biophys. J.* **12** 564-586 (1972)
- [6] Brokaw C.J., *Biophys. J.* **16** 1013 (1976), *Biophys. J.* **16** 1029 (1976)
- [7] Hines M., Blum., *Biophys. J.* **23** (1978) 41-57
- [8] Lighthill J.L., *SIAM Rev.* **18** (1976) 161
- [9] Johnson R.E., and Brokaw C.J., *Biophys. J.* (1979) **25** 113-127
- [10] Murase M., Shimizu H., *J.theor.Biol.* **119** (1986) 409
- [11] Murase M., Hines M., and Blum J.J., *J.theor.Biol.* **139** (1989) 413
- [12] Murase M., *J.theor.Biol.* **146** (1990) 209
- [13] Murase M., *J.theor.Biol.* **149** (1991) 181
- [14] Lardner T.J., and Shack W.J. *Bull.Math.Biophys.* **34** (1972) 325
- [15] Blake J.R., *J.Fluid Mech.* **55** (1972) 1
- [16] Liron N., and S.Mochon *J. Fluid Mech.* **75** (1976) 593-607
- [17] Blake J.R., *Bull.Math.Biol.* **35** (1973) 513
- [18] Liron N., and S.Mochon *J.Eng.Maths.* **10** (1976) 287
- [19] Liron N., *J. Fluid Mech.* **86** (1978) 705
- [20] Liron N., Shahar R. *J. Fluid Mech.* **86** (1978) 727-744
- [21] Blake J.R., Liron N. and Aldis G.K., *J.Theor.Biol.* **98** (1982) 127
- [22] Liron N., *J. Fluid Mech.* **143** (1984) 173
- [23] Gueron S., Liron N., *Biophys. J.* **63** (1992) 1045
- [24] Gueron S., Levit-Gurevitch K., Liron N., *Proc. Nat. Acad. Sci. USA* **94** (1997) 6001

- [25] Gueron S., Levit-Gurevitch K., *Biophys. J.* **74** (1997) 1658
- [26] Gueron S., Liron N., *Biophys. J.* **65** (1993) 499
- [27] Gheber L., A. Priel, Z., *Biophys. J.* **55** (1989) 183
- [28] Priel, Z., Tsoi A.C. in *Biorheology* **27** (1990) 125 Pergamon Press USA
- [29] Ben-Shimol Y., Dinstein I., Meisels A., Priel, Z., *Journal of computer assisted Microscopy* **3** (1991) 3/870 (1991)
- [30] Dean Astumian R., Bier M., *Phys. Rev. Lett.* **72** (1994) 1766
- [31] Ma S.K. *Modern theory of critical phenomena*, Benjamin, Reading Mass. (1976).
- [32] Landau L. et Lifchitz E. "Théorie de l'élasticité", Ed. MIR Moscou (1967)
- [33] Happel J., Brenner H. "Low Reynold number Hydrodynamics. Mechanics of Fluids and Transport Processes". Noordhoff International Publ. Leyden (1973)
- [34] Satir P., *Modern Cell Biol.* **4** (1985) 1-46
- [35] Brennen C., and Winet H., *Annu. Rev. Fluid Mech.* **9** (1977) 339-398
- [36] Gheber L., Korngreen, A. Priel, Z. *Effect of viscosity on metachrony in mucus propelling cilia*, *Cell Motil. Cytoskeleton* 39:9-20 (1998).
- [37] Gueron S., Levit-Gurevich K. *Energetic considerations of ciliary beating and the advantage of metachronal coordination*, *Proc. Nat. Acad. Sci. USA* 96, 22:12240-12245 (1999).
- [38] Gueron S., et al., *Cilia internal mechanism and metachronal coordination as the result of hydrodynamical coupling*, *Proc. Nat. Acad. Sci. USA* 94:6001-6006 (1997).
- [39] Gheber L., Priel Z. *On metachronism in ciliary systems: A model describing the dependence of the metachronal wave properties on the intrinsic ciliary parameters*, *Cell Motil. Cytoskeleton* 16:167-181 (1990).
- [40] Sleight M.A., editor *Cilia and Flagella*, Academic, London (1974).
- [41] Doi M., Edwards S.F. "The Theory of Polymer Dynamics", Oxford Univ. Press, London (1986).
- [42] Shingyoji C. et al. *Rotating the plane of imposed vibration can rotate the plane of flagellar beating in sea-urchin sperm without twisting the axoneme*, *J. Cell Sci.* 98:175 (1991)

- [43] Smith E.F., Lefebvre P.A., Cell Mot. and the Cytoskel., 38:1-8 (1997).
- [44] Purcell E.M., Am. Jour. of Phys., 45-1:3 (1977)
- [45] Landau L., Lifshitz E. "Mecanique des Fluides", MIR, Moscow (1971).
- [46] Forster D. "Hydrodynamics, Fluctuations, Broken Symmetry, and Correlation Functions", Benjamin, Massacchussets (1975).
- [47] Zinn-Justin, J., "Quantum Field Theory and Critical Phenomena", Oxford Univ. Press, Oxford (1989).
- [48] Leibler S., Andelmann D., J. Phys. France 48:2013 (1987).
- [49] Bassetti, B. *et al.*, Eur. Phys. J. B 1,359-369 (1998).