

SAX J1810.8-2609: an X-ray bursting transient

M. Cocchi ¹, A. Bazzano ¹, L. Natalucci ¹, P. Ubertini ¹, J. Heise ², J.M. Muller ^{2,3},
M.J. Smith ^{2,3}, and J.J.M. in 't Zand ²

1) *Istituto di Astrofisica Spaziale (IAS/CNR), via Fosso del Cavaliere, 00133 Roma, Italy.* 2) *Space Research Organisation Netherlands (SRON), Sorbonnelaan 2, 3584 CA, Utrecht, the Netherlands.* 3) *BeppoSAX Science Data Centre, Nuova Telespazio, via Corcolle 19, 00131 Roma, Italy.*

ABSTRACT

We report on the *BeppoSAX*-WFC observation of a strong type-I X-ray burst from the recently discovered transient source *SAX J1810.8-2609* (Ubertini et al., 1998a). The observed event showed evidence of photospheric radius expansion due to super-Eddington burst luminosity. Burst detection identifies the source as a probable low-mass X-ray binary harbouring a neutron star.

KEYWORDS: binaries: close, individual (*SAX J1810.8-2609*) — X-rays: bursts

1. INTRODUCTION

SAX J1810.8-2609 was observed for the first time in the 2-28 keV band by the Wide Field Cameras (WFC) on board the *BeppoSAX* satellite (Ubertini et al., 1998a) during a long term monitoring campaign of the Galactic Bulge region. This weak transient was detected on 1998 March 10 at an intensity of 15 mCrab in the 2-9 keV band at the position $\alpha = 18^{\text{h}}10^{\text{m}}46^{\text{s}}$, $\delta = -26^{\circ}09'.1$ (J2000), error radius 3'. During the observation a strong burst (peak intensity of ~ 1.6 Crab) lasting ~ 45 s was detected from a position consistent with that of the persistent emission. Not surprisingly, *SAX J1810.8-2609* was not observed by *RXTE*-ASM, being the source flux only ~ 1 ASM count/s at its maximum intensity.

The source was monitored on March 12 during a follow-up observation with the *BeppoSAX* Narrow-Field Instruments (Ubertini et al., 1998b). At that time the 2-10 keV source intensity had declined to ~ 7.4 mCrab, and the spectrum was consistent with a power-law model with photon index $\Gamma \simeq -2.2$.

Another follow-up observation was performed on March 24 with the HRI on board *ROSAT* (Greiner et al., 1998). A low energy source was found at a position consistent with the WFC one (coordinates: $\alpha = 18^{\text{h}}10^{\text{m}}44^{\text{s}}.5$, $\delta = -26^{\circ}09'01''$, error radius $10''$). The 0.1-2.4 keV flux was ~ 1.5 mCrab. Several optical objects are within the HRI error box of the source.

SAX J1810.8-2609 was not detected in previous *ROSAT* observations of the same region on 1993 September 10 (0.1-2.4 keV 3σ upper limit of ~ 0.08 mCrab) and in 1990 during the All-Sky Survey, thus indicating the transient nature of the source.

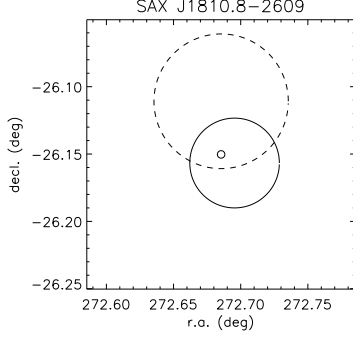


FIGURE 1. A sky map showing the *BeppoSAX* and *ROSAT* error regions.
small solid circle: *ROSAT* error circle (Greiner et al. 1998); large solid circle: *BeppoSAX*-WFC error circle; large dashed circle: revised ($3'$ radius) *BeppoSAX*-NFI error circle.

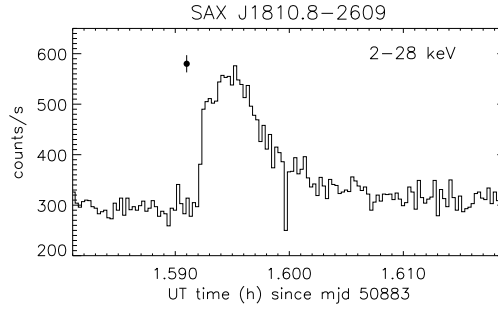


FIGURE 2. The 2-28 keV time history of the burst (1 s time bin).

2. OBSERVATION AND DATA ANALYSIS

The Wide Field Cameras (WFC) on board *BeppoSAX* satellite consist of two identical coded mask telescopes (Jager et al., 1997). The two cameras point at opposite directions each covering a $40^\circ \times 40^\circ$ field of view. With their source location accuracy of $0'.6$ (68% confidence level), a time resolution of 0.488 ms, and an energy resolution of 18% at 6 keV, the WFCs are very effective in studying hard X-ray (2-28 keV) transient phenomena. The imaging capability, combined with the good instrument sensitivity (a few mCrab in 10^4 s), allows accurate monitoring of complex sky regions like the Galactic Bulge.

The data of the two cameras are systematically searched for bursts or flares by analysing the time profiles of the detector in the 2-11 keV energy range with a 1 s time resolution. Reconstructed sky images are generated in coincidence with any statistically meaningful event, to identify possible bursters. The accuracy of the reconstructed position, which of course depends on the intensity of the burst, is

typically better than 5'. This analysis procedure allowed the identification of ~ 630 X-ray bursts in a total of about 1.43 Ms WFC effective observing time (see e.g. Cocchi et al., 1998).

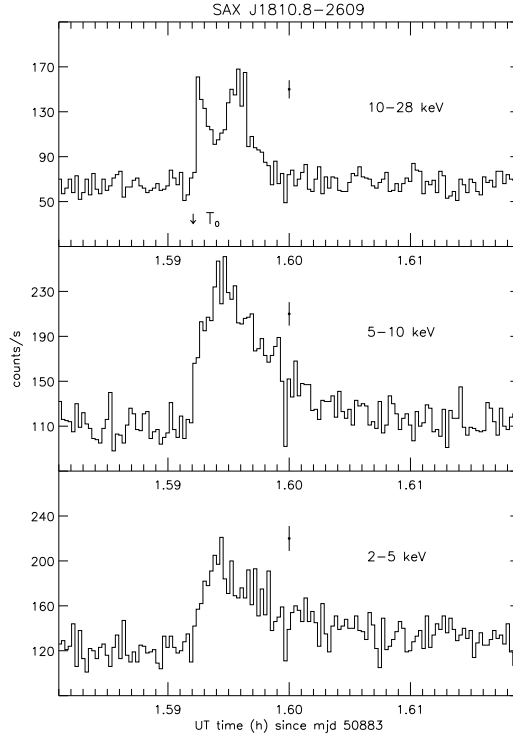


FIGURE 3. The burst profile in 3 different energy bands (1 s time bin). The arrow in the upper panel indicates T_0 (see Table 1).

The March 10.06633 UT burst of *SAX J1810.8-2609* is up to now the only X-ray burst observed from this transient source. The WFC determination of the source position was improved with respect to the preliminary one reported by Ubertini et al., 1998a. The coordinates are $\alpha = 18^{\text{h}}10^{\text{m}}46.9^{\text{s}}$, $\delta = -26^{\circ}09'24''$ ($2'$ error radius), confirming the association with the *ROSAT* source (see Figure 1).

The burst had a peak intensity of 1.89 ± 0.18 Crab in the 2-28 keV band and its time history is shown in Figure 2. The profile looks rather typical, being FRED-shaped with an e -folding time of 12.5 ± 0.7 s. But energy resolved time profiles (Figure 3) show a double-peaked structure at high energy (10-28 keV) suggesting photospheric radius expansion during a very bright (super-Eddington) type-I burst (Lewin et al., 1995, and references therein).

The overall spectrum of the burst as obtained by accumulating 48 s of data with the best S/N ratio can be modelled by a thermal blackbody emission with colour

temperature $kT \simeq 2$ keV (Table 1). The N_{H} value cannot be satisfactorily constrained, since we obtain $(1.6 \pm 0.7) \times 10^{22} \text{ H cm}^{-2}$.

Time resolved spectra of the burst were calculated in coincidence with the peak structures observed in the high energy profile. The fit parameters and the $R_{\text{km}}/d_{10\text{kpc}}$ values are consistent with a radius expansion of a factor of ~ 2 during the first ~ 10 s of the event (see Table 1). After the subsequent contraction of the emitting region, the typical spectral softening due to the cooling of the photosphere is observed.

Table 1: Summary of the results of the time resolved spectral analysis of the burst

Data set	Time range(*)	Blackbody kT (keV)	χ^2_{r} (26 dof)	$R_{\text{km}}/d_{10\text{kpc}}$
Burst average	$T_0 \div T_0 + 48s$	1.98 ± 0.04	1.89	12.3 ± 0.6
Peak 1	$T_0 + 1s \div T_0 + 5s$	2.55 ± 0.11	1.46	9.5 ± 1.1
Tail 1	$T_0 + 5s \div T_0 + 10s$	1.83 ± 0.06	1.29	20.1 ± 1.7
Peak 2	$T_0 + 10s \div T_0 + 16s$	2.71 ± 0.09	0.98	9.72 ± 0.83
Tail 2	$T_0 + 16s \div T_0 + 23s$	1.94 ± 0.08	1.09	14.6 ± 1.6
Tail 3	$T_0 + 23s \div T_0 + 48s$	1.53 ± 0.07	1.57	13.2 ± 1.7

(*) $T_0 = 1.59206$ UT

The data analysis results indicate the transient source *SAX J1810.8-2609* as a type-I X-ray burster and, most likely, as a low-mass X-ray binary containing a weakly magnetised neutron star.

Eddington-luminosity X-ray bursts can lead to an estimate of the source distance. Taking into account the observed 2-28 keV peak flux of 1.89 Crab and assuming a $2 \times 10^{38} \text{ erg/s}$ Eddington bolometric luminosity for a $1.4M_{\odot}$ neutron star, we obtain $d = 4.9 \pm 0.3$ kpc. We derive a steady source bolometric luminosity of $\sim 3 \times 10^{36} \text{ erg/s}$ at the epoch of its discovery (1998 March 10). We also obtain an average radius of ~ 6 km for the blackbody emitting region during the burst, a value supporting the neutron-star nature of the collapsed object.

ACKNOWLEDGMENTS

We thank the staff of the BeppoSAX Science Operation Centre and Science Data Centre for their help in carrying out and processing the WFC Galactic Centre observations. The BeppoSAX satellite is a joint Italian and Dutch program. M.C., A.B., L.N. and P.U. thank Agenzia Spaziale Nazionale (ASI) for grant support.

REFERENCES

- Cocchi, M., et al. 1998, Nucl.Phys. B (Proc. Suppl.) 69/1-3, 232
- Greiner, J., Castro-Tirado, A.J., and Boller, T. 1998, IAUC 6985
- Jager R., et al. 1997, A&A, 125, 557
- Lewin, W.H.G., van Paradijs, J., and Taam, R.E. 1995, in "X-ray Binaries", ed. W. Lewin, J. van Paradijs & E. van den Heuvel, Cambridge University Press, Cambridge, p. 175
- Ubertini, P., et al. 1998a, IAUC 6838

Ubertini, P., et al. 1998b, IAUC 6843