

Regimes of Pulsar Pair Formation and Particle Energetics

Alice K. Harding¹, Alexander G. Muslimov² & Bing Zhang³

ABSTRACT

We investigate the conditions required for the production of electron-positron pairs above a pulsar polar cap (PC) and the influence of pair production on the energetics of the primary particle acceleration. Assuming space-charge limited flow acceleration including the inertial frame-dragging effect, we allow both one-photon and two-photon pair production by either curvature radiation (CR) photons or photons resulting from inverse-Compton scattering of thermal photons from the PC by primary electrons. We find that, while only the younger pulsars can produce pairs through CR, nearly all known radio pulsars are capable of producing pairs through non-resonant inverse-Compton scatterings. The effect of the neutron star equations of state on the pair death lines is explored. We show that pair production is facilitated in more compact stars and more massive stars. Therefore accretion of mass by pulsars in binary systems may allow pair production in most of the millisecond pulsar population. We also find that two-photon pair production may be important in millisecond pulsars if their surface temperatures are above \simeq three million degrees K. Pulsars that produce pairs through CR will have their primary acceleration limited by the effect of screening of the electric field. In this regime, the high-energy luminosity should follow a $L_{HE} \propto \dot{E}_{rot}^{1/2}$ dependence. The acceleration voltage drop in pulsars that produce pairs only through inverse-Compton emission will not be limited by electric field screening. In this regime, the high-energy luminosity should follow a $L_{HE} \propto \dot{E}_{rot}$ dependence. Thus, older pulsars will have significantly lower γ -ray luminosity.

Subject headings: pulsars: general — radiation mechanisms: nonthermal — relativity — stars: neutron — γ -rays: stars

¹Laboratory of High Energy Astrophysics, NASA/Goddard Space Flight Center, Greenbelt, MD 20771

²ManTech International Corp., Lexington Park, MD 20653

³Astronomy & Astrophysics Department, Pennsylvania State University, Pennsylvania, PA 16802

1. INTRODUCTION

The acceleration of particles and the production of electron-positron pairs are widely considered to be two critical elements necessary for generating radiation in rotation-powered pulsars. In polar cap models (e.g. Arons & Sharlemann 1979, Daugherty & Harding 1996), acceleration occurs in the region of open field near the magnetic poles and γ -rays from curvature and inverse Compton radiation produce pairs primarily by one-photon pair production in the strong magnetic field. These pairs may screen the accelerating electric field through the trapping and reversal of one sign of charge, and may be required for the coherent radio emission process. In outer gap accelerators (e.g. Cheng, Ho & Ruderman 1986), a vacuum gap develops along the null charge surface and pairs are required to provide current flow through the gap which can then operate as a stable accelerator.

In this paper we discuss plausible regimes of pair formation above the pulsar polar cap (PC), including the energetics of relativistic particles and γ -rays that cause and accompany these regimes. We treat the acceleration of particles within the framework of an approach elaborated by Harding & Muslimov (1998, hereafter HM98), Harding & Muslimov (2001, hereafter HM01), and Harding & Muslimov (2002, hereafter HM02) which combines rough analytic estimates and simple practical formulae with detailed numerical calculations. As an underlying PC acceleration model, we employ the general-relativistic version of a space-charge limited flow model developed earlier by Muslimov & Tsygan (1992, hereafter MT92) and advanced in a number of important aspects by HM98, HM01, and HM02. The main focus of our present study is the physical condition for pair formation and how this condition translates into a theoretical pair death line for the observed radio pulsars. This paper is a logical epilogue of our previous studies (see HM01 and HM02) where we calculated the parameters of pair-formation fronts (PFF), including the flux of returning positrons, calculated X-ray luminosities due to PC heating, estimated luminosity of the primary beam, and revised derivation of pulsar death lines. In our calculations of PFFs we employed the standard mechanism of magnetic pair-production by high-energy photons, generated via curvature radiation (CR) and/or inverse Compton scattering (ICS). In HM02 we calculated, both analytically and numerically, the theoretical pair death lines based on the abovementioned regimes of pair formation. However, in HM02 we presented the results of our calculation of pulsar death lines only for a canonical neutron star (NS) with the mass $1.4 M_{\odot}$ and radius 10 km, even though we pointed out that the effect of deviation of NS mass and radius from their canonical values might be important for our calculations.

In the present study we extend our previous analysis (HM02) of pulsar death lines to explicitly incorporate the effect of different NS mass and radius and, for the short-period (millisecond) pulsars, to include the possibility of two-photon pair formation. We must emphasize that the effect of bigger NS mass is especially worth considering for the millisecond (ms) pulsars, which are believed to be descendants of accreting NSs in low-mass binary systems. It is remarkable, that our present study suggests that the ms pulsars do favour the bigger NS masses which seems to be consistent with their standard evolutionary scenario. This effect is associated with the dominance

of the relativistic frame-dragging term in the accelerating voltage drop which is a unique feature of the electrodynamic model of MT92. The frame-dragging component of the electric potential (field) is proportional to the general-relativistic parameter $\kappa = \epsilon I / MR^2$, where $\epsilon = r_g / R$, r_g is the gravitational radius of a NS of mass M , and I and R are the stellar moment of inertia and mass, respectively. Another important aspect of our previous and present studies is the derivation of a theoretical relationship between the pulsar’s γ -ray luminosity and its spin-down power/luminosity. In this paper we discuss such a relationship in the context of the available and forthcoming γ -ray observations of pulsars.

The paper is organized as follows. In §2 we discuss the determination of pair death lines in pulsars. First, we outline the basic definition and main assumptions behind the death-line concept (§2.1). Second, we discuss the revised analytic approach in the derivation of theoretical death lines (§2.2), and then, in §2.3, we discuss our numerical calculation of death lines. In §2.3.1 we calculate the CR and ICS death lines for the NS models with a canonical mass $1.4 M_\odot$ and with three different equations of state to illustrate the effect of compactness on our death line calculations. In §§2.3.2, 2.3.3 we focus on the death line calculations for the short-period (millisecond) pulsars: we discuss how the change in mass and radius of the underlying NS model affects the pulsar death lines, and present the results of our numerical death line calculation (§2.3.2); we incorporate the effect of two-photon pair production for the PC temperatures $1\text{--}5 \times 10^6$ K and present the corresponding numerical death lines (§2.3.3). In §2.3.2 and 2.3.3 we illustrate separately how the mass of a NS and two-photon pair production, respectively, may affect the death lines for ms pulsars. In §3 we discuss energetics of the acceleration of primary electrons and present the theoretical relationship between the γ -ray luminosity and spin-down power of a pulsar. Finally, in §4 we summarize our main results and discuss their most important implications for pulsars.

2. Death line determination in PSRs

2.1. General overview and definitions

Since the very early attempts to relate the apparent absence of radio pulsars with long periods in the $P\text{--}\dot{P}$ diagram with the manifestation of the effect of electron-positron pair formation as a condition for their operation, it proved instructive to introduce the term ‘death line’ to separate the domain favouring pair formation from the domain where it would be prohibited (see Sturrock 1971; Ruderman & Sutherland 1975; Chen & Ruderman 1993, hereafter CR93; and references quoted therein). Soon, it became almost a common practice for any theoretical study on radio pulsars to produce the resulting death lines. Furthermore, some theories developed the idea that on the $P\text{--}\dot{P}$ map it is a death valley (see e.g. CR93) rather than a death line that separates radio active from radio quiet pulsars. It is important that during the past decade the number of new radio pulsars with a wide range of parameters dramatically increased, which boosted the various pulsar population studies. In light of the recent extensive radio pulsar surveys (e.g. Manchester et

al. 2001), pulsar population studies, and multi-frequency (from radio to γ -ray) pulsar observations, it seems timely to get back to the basic concept of a pulsar death line.

The standard definition of a pulsar death line implies that pulsar radio emission turns off if the energetics of accelerated particles drops below the minimum required for electron-positron pair production. Thus, the standard definition of a death line implicitly assumes that pair-formation is a necessary condition for pulsar radio emission, and that pulsars become radio quiet after crossing the death lines during their evolution from left to right in the P - \dot{P} diagram. Obviously, this basic condition may not be sufficient (see e.g. Hibschan & Arons 2001, hereafter HA01; for a most recent study where the sufficient condition assumed was that of pair production with high enough multiplicity to completely screen the parallel electric field), and functioning of radio pulsars may imply far more complex physical conditions (see Usov 2002 for a recent review). However, numerous theoretical attempts to produce satisfactory death lines implying even the basic necessary condition meet certain challenges. For example, a number of observed ms radio pulsars fall below most theoretical death lines. Also, many normal radio pulsars tend to be below their death lines based on CR pair-formation. For this reason, and to minimize the underlying model assumptions, our previous (see HM02) and present analyses of pulsar death lines are based on the minimal requirement regarding pair formation. Note that in all our studies we assume a centered-dipole magnetic field of a NS.

In this paper we illustrate how the spread of NS masses and radii may affect the theoretical death lines for ordinary and, most importantly, for ms radio pulsars. Needless to say, compactness of a NS is an important parameter in our calculations of particle acceleration (mostly because the accelerating electric field is of essentially general-relativistic origin) and pair formation (because of a bigger deflection of photon trajectories in the gravitational field of a more compact NS). So, the detailed analysis of the effects of stellar compactness on the results of such calculations would be quite interesting by itself. However, this effect is worthy of special consideration in the case of ms pulsars. The main reason is that the latter are believed to descend from accreting NSs in low-mass binary systems and may represent post-accreting relatively massive NSs. As will be demonstrated in Section 2.3.2, the increase in NS mass considerably facilitates pair formation in short-period pulsars, thus pushing the corresponding death lines down to or below the observed (P, \dot{P}) values for ms pulsars.

We also consider the effect of two-photon pair production, where γ -ray ICS photons interact with thermal X-ray photons from the NS surface to produce an electron-positron pair. This process is of primary importance in outer-gap models (e.g. Romani 1996; Zhang & Cheng 1997) for pulsar high-energy emission. Zhang & Qiao (1998) investigated the importance of this process above PCs of normal pulsars, noting that unrealistically high PC temperatures were required. As we will show in this paper, two-photon pairs can be produced more easily above PCs of ms pulsars because the PC size is larger. We will compute the death line for two-photon pairs as a function of PC temperature.

2.2. Analytic death lines

In this Section we generalize the analytic expressions for the death lines derived by Harding & Muslimov (2002; hereafter HM02) to explicitly include the effect of different mass, radius, and moment of inertia of a NS.

To formulate the analytic death line condition we need to know the distribution of voltage drop in the pulsar’s PC acceleration region. For a given distribution of voltage we can calculate the characteristic Lorentz factor of a primary electron accelerating above the PC as a function of altitude z and pulsar parameters B and P , $\gamma_{acc}(z, B, P)$. The accelerated electron generates (CR and/or ICS) photons that may pair produce if the condition for the corresponding pair-formation process (in most cases magnetic pair production) is satisfied. In our previous papers (see e.g. HM98, HM01, and HM02) we have demonstrated that use of the pair-formation condition allows us to determine the pair-formation altitude as a function of pulsar parameters B and P alone. Then, the Lorentz factor of a primary electron evaluated at the pair-formation altitude determines a minimum Lorentz-factor an electron should achieve to generate a pair-producing photon, $\gamma_{min}(B, P)$. Thus, the death line condition would require that the Lorentz-factor of an accelerating primary electron is equal to γ_{min} . In our numerical calculation of death lines we can easily keep track of the fulfillment of this requirement and plot the corresponding points in the P – \dot{P} diagram that constitute the death line (or rather death curve). However, an analytic derivation of the death line needs an additional independent relationship between the pair-formation altitude z and pulsar parameters B (or \dot{P}) and P . In our previous paper (HM02) we have demonstrated that γ_{acc} can be expressed as a function of B , P and an additional parameter, the efficiency of converting pulsar spin-down power into the luminosity of the primary beam,

$$f_{prim} = L_{prim}/\dot{E}_{rot}, \quad (1)$$

where L_{prim} is the luminosity of the primary electron beam, and \dot{E}_{rot} is the pulsar spin-down power ($= \Omega^4 B_0^2 R^6 / 6c^3 f(1)^2$, where $B_0/f(1)$ is the surface value of the magnetic field strength corrected for the general-relativistic red shift; all other quantities have their usual meaning and will be defined below; see also HM02 for details).

For the typical radio pulsar parameters P and \dot{P} and for most obliquities, excluding the pure orthogonal case, the dominant term in the expressions for the electrostatic potential and electric field in the general-relativistic version of the space-charge limited flow model (MT92) is proportional to parameter κ . In this paper we shall use the following general expression for the parameter κ to include its explicit dependence on NS radius and moment of inertia

$$\kappa \equiv \epsilon I / M R^2 = 0.15 \times I_{45} / R_6^3, \quad (2)$$

where ϵ is a NS compactness parameter, $I_{45} = I / 10^{45} \text{ g}\cdot\text{cm}^2$, $R_6 = R / 10^6 \text{ cm}$; M , R and I are NS mass, radius and moment of inertia, respectively.

Then, the explicit expression for γ_{acc} can be written as (cf HM02, equation [51])

$$\gamma_{\text{acc}} = 10^7 f_{\text{prim}} B_{12} P^{-2}, \quad (3)$$

where

$$f_{\text{prim}} = \bar{f}_{\text{prim}} \kappa_{0.15} R_6^{-5/2}. \quad (4)$$

and the z dependence of γ_{acc} is implicit in f_{prim} . Here \bar{f}_{prim} is the efficiency of converting spin-down luminosity into the luminosity of the primary beam, calculated for a canonical NS mass $M = 1.4 M_{\odot}$, radius $R = 10^6$ cm, and moment of inertia $I = 10^{45}$ g·cm²; and $\kappa_{0.15} = \kappa/0.15$; $B_{12} = B_0/10^{12}$ G, B_0 is the surface value of the magnetic field strength; P is the pulsar spin period in seconds. Since the efficiency f_{prim} depends on the NS radius and moment of inertia, we simply normalize it by \bar{f}_{prim} to make more illustrative the comparison with our calculations performed for a canonical NS model. Note that in formula (4) the parameter f_{prim} is assumed to be independent of B and P , but scales with κ and R_6 in the same way the γ_{acc} (or the corresponding acceleration potential drop, see eq. [49] in Paper I) does.

A major advantage of the above formula for γ_{acc} is that it does not discriminate between unsaturated and saturated regimes of acceleration of primary electrons (see HM02). It implies that the Lorentz factor of an accelerating electron is merely proportional to the maximum voltage drop above PC, with the coefficient of proportionality being the bulk efficiency of the pulsar accelerator, f_{prim} .

Now we can write the pair-formation condition as

$$\gamma_{\text{acc}} \geq \gamma_{\text{min}}, \quad (5)$$

where γ_{acc} is given by formula (3).

The expressions for γ_{min} for different underlying mechanisms for pair-producing photons are the same as derived by HM02 but including the explicit dependence on R and κ , and read

Curvature radiation

$$\gamma_{\text{min}}^{(CR)} = 10^7 \begin{cases} 3.4 R_6^{5/14} \kappa_{0.15}^{1/7} P^{1/14} B_{12}^{-1/7} & P \lesssim P_*^{(CR)}, \\ 1.2 R_6^{3/4} \kappa_{0.15}^{1/4} P^{-1/4} & P \gtrsim P_*^{(CR)}, \end{cases} \quad (6)$$

Resonant ICS

$$\gamma_{\text{min}}^{(R)} = 10^6 \begin{cases} 0.9 R_6^{1/2} \kappa_{0.15}^{1/3} P^{-1/6} B_{12}^{-1} & P \lesssim P_*^{(R)}, \\ 0.2 R_6^{5/4} \kappa_{0.15}^{1/2} P^{-3/4} B_{12}^{-1/2} & P \gtrsim P_*^{(R)}, \end{cases} \quad (7)$$

Non-resonant ICS

$$\gamma_{\min}^{(NR)} = 10^5 \begin{cases} R_6^{1/2} \kappa_{0.15}^{1/3} P^{-1/6} B_{12}^{-1/3} & P \lesssim P_*^{(NR)}, \\ 0.6 R_6^{5/4} \kappa_{0.15}^{1/2} P^{-3/4} & P \gtrsim P_*^{(NR)}, \end{cases} \quad (8)$$

where

$$P_*^{(CR)} = 0.1 B_{12}^{4/9}, \quad (9)$$

$$P_*^{(R)} = 0.1 B_{12}^{6/7}, \quad (10)$$

$$P_*^{(NR)} = 0.4 B_{12}^{4/7} \quad (11)$$

are the critical spin periods (see eqs [4]-[6] in HM02) in the criterion defining the unsaturated (upper row) and saturated (lower row) regimes of primary electron acceleration.

Now, let us use formula (3) in criterion (5) to get explicit conditions representing the death lines. Note that, following the reasoning of HM02, in criterion (5) we should evaluate γ_{acc} at $\bar{f}_{\text{prim}} = \bar{f}_{\text{prim}}^{\min}$, where $\bar{f}_{\text{prim}}^{\min}$ is the minimum pulsar efficiency needed for pair formation. It is this minimum or threshold value of f_{prim} that determines the pulsar death line condition. We must note that at the pulsar death line, in the case of ICS, the f_{prim}^{\min} defines the voltage drop at the PFF not the final energy of the primary beam (see Section 3). For each of the mechanisms of generation of pair-producing photons, we discuss in this paper, the resultant analytic death line (or rather parameter space with allowed pair formation) in the P - \dot{P} diagram reads

Curvature radiation

$$\lg \dot{P} \geq \begin{cases} \frac{21}{8} \lg P - \frac{7}{4} \lg \bar{f}_{\text{prim}}^{\min} - \Delta_{\text{I}}^{(CR)}(R, I) - 14.6 & P \lesssim P_*^{(CR)}, \\ \frac{5}{2} \lg P - 2 \lg \bar{f}_{\text{prim}}^{\min} - \Delta_{\text{II}}^{(CR)}(R, I) - 15.4 & P \gtrsim P_*^{(CR)}, \end{cases} \quad (12)$$

where $\Delta_{\text{I}}^{(CR)}(R, I) = 1.5(\lg I_{45} - 6.3 \lg R_6)$, and $\Delta_{\text{II}}^{(CR)}(R, I) = 1.5(\lg I_{45} - 7.3 \lg R_6)$.

Resonant ICS

$$\lg \dot{P} \geq \begin{cases} \frac{5}{6} \lg P - \lg \bar{f}_{\text{prim}}^{\min} - \frac{2}{3} \Delta_{\text{I}}^{(ICS)}(R, I) - 16.6 & P \lesssim P_*^{(R)}, \\ \frac{2}{3} \lg P - \frac{4}{3} \lg \bar{f}_{\text{prim}}^{\min} - \frac{2}{3} \Delta_{\text{II}}^{(ICS)}(R, I) - 17.9 & P \gtrsim P_*^{(R)}, \end{cases} \quad (13)$$

Non-resonant ICS

$$\lg \dot{P} \geq \begin{cases} \frac{7}{4} \lg P - \frac{3}{2} \lg \bar{f}_{\text{prim}}^{\min} - \Delta_{\text{I}}^{(ICS)}(R, I) - 18.6 & P \lesssim P_*^{(NR)}, \\ \frac{3}{2} \lg P - 2 \lg \bar{f}_{\text{prim}}^{\min} - \Delta_{\text{II}}^{(ICS)}(R, I) - 20.0 & P \gtrsim P_*^{(NR)}, \end{cases} \quad (14)$$

where $\Delta_{\text{I}}^{(ICS)} = (\lg I_{45} - 7.5 \lg R_6)$ and $\Delta_{\text{II}}^{(ICS)} = (\lg I_{45} - 10.5 \lg R_6)$. In the above death-line conditions we used formula (2) for κ .

The expressions (12)-(14) differ from the similar expressions presented in HM02 (see eqs [52]-[54]) by the terms Δ 's which take into account the deviation of NS radius and moment of

inertia from the canonical values of 10^6 cm and 10^{45} g·cm², respectively. Thus, for canonical NS parameters, the above expressions translate into expressions [52]-[54] of HM02. One can see from expressions for Δ 's that the more compact the NS is, the lower the death line moves.

The analytic expressions above for the ICS pair death lines differ significantly from those derived by Zhang et al. (2000). The reasons for these differences were discussed in detail in HM02.

2.3. Numerical death lines

2.3.1. Effect of NS equation of state

The details of the method we use to numerically compute pair death lines can be found in HM02. Briefly, we keep track of the total distance, the sum of the acceleration length and the pair production attenuation length of either CR or ICS radiated photons, as the primary electron is accelerating. The minimum of this total distance is assumed to determine the height of the pair formation front. As the value of surface magnetic field decreases for a given pulsar period, the PFF moves to higher altitude. Performing this calculation for a range of pulsar periods, we find the value of surface magnetic field below which a PFF cannot form within the pulsar magnetosphere. This occurs because both the required acceleration length and the pair attenuation length become very large. The result is a line in P - B_0 space which we identify as the death line for pair production by photons of a given radiation type. In order to compare death lines for different equations of state (EOS) with the observed pulsar population we must transform the calculated lines to P - \dot{P} space using the magneto-dipole spin-down relation

$$B_0 = \left[\frac{3c^3 I \dot{P} P}{2\pi^2 R^6} \right]^{1/2}, \quad (15)$$

giving

$$\dot{P} = 2.43 \times 10^{-16} \left(\frac{R_6^6}{I_{45}} \right) \left(\frac{B_{12}^2}{P} \right) \text{ s} \cdot \text{s}^{-1}. \quad (16)$$

In our numerical death line calculations we employ three most representative NS models standardly used in the calculations of thermal evolution of NSs (see e.g. Table 1 in Umeda et al. 1993 and references quoted therein) plus a strange star model (see e.g. Glendenning, 1997). The NS models correspond to a star with the baryon mass $1.4 M_\odot$, and different radii and moments of inertia: $R_6 = 1.6$ and $I_{45} = 2.2$ (Pandharipande-Pines-Smith'76 model); $R_6 = 1.1$ and $I_{45} = 1.2$ (Friedman-Pandharipande'81 model without pion condensate); and $R_6 = 0.8$ and $I_{45} = 0.6$ (Baym-Pethick-Sutherland'71 model). The strange star model has a mass $1.4 M_\odot$, radius $R_6 = 0.7$, and moment of inertia $I_{45} = 0.7$. In Figure 1 we show the death line calculations based on these models. Note that the stellar models were produced for a non-rotating star. Thus, strictly speaking, our calculations of death lines shown in Figure 1 are not very accurate for the ms pulsars. However, as it will be discussed in the next Section our death line calculations based

on a non-rotating NS (and perhaps strange star) model may still be satisfactory even in the ms range. We should also mention that the only purpose of our inclusion of a strange star model is to demonstrate the effect of extreme stellar compactness on our death line calculations. The surface physics of a strange star may be significantly different from that of a NS, and in this paper we refrain from any speculation on this issue. It was suggested although that some radio pulsars could well be strange stars rather than NSs (see e.g. Xu, Qiao & Zhang 1999; Kapoor & Shukre 2001).

As was suggested by our analytic expressions in Section 2.2, EOS with smaller radii will move the death line lower, allowing a greater number of pulsars to produce pairs. Pair production is thus facilitated in more compact stars with bigger κ 's and having softer EOS or even having strange matter EOS. We demonstrated this effect by employing the BPS NS model and more or less typical strange star model available in the literature. The death line corresponding to the strange star model (having largest compactness parameter) is the lowest one of those shown in Figure 1. Note, that the ICS pair death lines are more strongly affected by a change in NS radius than are the CR pair death lines. In this paper we have computed ICS death lines for only one PC temperature of 10^6 K in order to compare the effect of EOS. In HM02, we showed that PC temperature has only a small effect on ICS pair death lines for normal pulsars and is much less significant than the effect of different NS EOSs. For a PC temperature of 5×10^6 K and canonical NS model, the ICS pair death line lies slightly below the BPS model death line shown in Figure 1.

2.3.2. Effect of NS mass for death lines in ms PSRs

In our calculations of death lines for pulsars with the periods in the range of 0.001-0.1 s we use rapidly rotating NS models produced by Friedman, Ipser & Parker (1986). In Figure 2 we present our calculated death lines for NSs with the gravitational masses 1.26, 1.97, and $2.64 M_\odot$. This particular sequence of rotating NS models is calculated by employing the Pandharipande-Smith'75 EOS and corresponds to the NS spin period of ≈ 2 ms. The NS radii and moments of inertia for this sequence are, respectively, $R_6 = 1.59$ and $I_{45} = 2.28$, $R_6 = 1.59$ and $I_{45} = 3.9$, and $R_6 = 1.47$ and $I_{45} = 5.18$. Note that we used the same sequence of models (implying the NS spin period ≈ 2 ms) to calculate the death lines for the whole range of spin periods up to 0.1 s. In fact, for the spin periods $\gtrsim 10$ ms the rotating NS models practically converge with the non-rotating models. Note also that, for these three models the relative differences between non-rotating and rotating sequences in terms of, respectively, the gravitational mass, radius, and moment of inertia, are 3%, 10%, and 8% (for $1.26 M_\odot$ model); 1.5%, 5%, and 5% (for $1.97 M_\odot$ model); and 6%, 8%, and 4% (for $2.64 M_\odot$ model). The differences between rotating and non-rotating models of this magnitude are more or less typical for other sequences of models based on a reasonable EOS. Thus, the effect of rotation, by itself, is not very important for the death line calculations, and we can justifiably use this particular sequence of models for our death line calculations for the period range under consideration. What may actually be important for the death line calculations in ms pulsars is the mass of a NS. We find that our numerical calculations of death lines in ms pulsars favour more

massive NS models, which is consistent with the hypothesis that the ms pulsars descend from accreting NSs in low-mass binaries. Figure 2 illustrates the effect of NS mass on the death line calculations for the ms pulsars. It shows that the increase in NS (gravitational) mass by 0.6-0.7 M_\odot moves the death line down by a factor of a few or more (see also formula [14], saturated case). Even though the mass of 2.64 M_\odot we use in our calculations may seem to be rather large, the main result of our calculations shown in Figure 2 is that the increase in the NS baryon mass by $\sim 30 - 60\%$ may significantly facilitate the process of pair formation above the PC in a ms pulsar. This effect may account for the fact that many ms pulsars tend to scatter below the theoretical death lines. The fact that the ms pulsars might be more massive NSs processed in binary systems could naturally explain this effect.

2.3.3. Effect of two-photon pair formation

We also investigate the effect of two-photon pair production on the pair death line. The process we consider is that of ICS photons interacting with soft X-ray photons from the hot PC, drawing from the same pool of thermal photons that are responsible for creating the ICS photon spectrum. In PC models, two-photon pair production has traditionally not been considered important in comparison to one-photon pair production. Zhang & Qiao (1998) noted that two-photon pair production could be important in PC models if the temperature of the PC was high enough ($> 4 \times 10^6$ K for $P = 0.1$ s). Zhang (2001) estimated the photon attenuation length for two-photon pair production above a hot PC of radius R_t to be

$$\ell_{2\gamma} \simeq 4.7 \times 10^5 T_6^{-3} [g(z)\Sigma(\epsilon)]^{-1}, \text{ cm} \quad (17)$$

where

$$\begin{aligned} g(z) &= 0.27 - 0.507\mu_c + 0.237\mu_c^2, \\ \mu_c &= \frac{z}{\sqrt{z^2 + z_t^2}}, \end{aligned} \quad (18)$$

where $z_t = R_t/R$, $T_6 = T/10^6$ K, $\Sigma(\epsilon) = (\pi^2/3) \ln(0.117\Theta\epsilon)/(\Theta\epsilon)$, $\Theta = T/mc^2$, and ϵ is the photon energy in units of mc^2 . Near the NS surface $\mu_c \sim 0$, and at threshold,

$$\epsilon_{th} = \frac{2}{\Theta(1 - \mu_c)}, \quad (19)$$

where $\epsilon \sim 1/\Theta$, $\Sigma(\epsilon) \sim 1$ so that $\ell_{2\gamma} \simeq 1.7 \times 10^6 T_6^{-3}$ cm. For surface temperatures $T_6 \sim 1$, the photon attenuation length, $\ell_{2\gamma}$, is much larger than the acceleration length required for the electron to radiate an ICS photon above threshold. Therefore, $\ell_{2\gamma}$ sets the distance to the two-photon PFF. Since the soft photon density declines with height above the surface on a scale roughly equal to R_t , a reasonable criterion for two-photon pair production is then $\ell_{2\gamma} < R_t$. Since $R_t = r_{pc} = (\Omega R/c)^{1/2} R$ for a heated PC, this condition becomes

$$T_6 \gtrsim 1.6(P/1 \text{ ms})^{1/6} R_6^{1/2} \quad (20)$$

For normal pulsars, $T_6 > 4 - 5$ is required, which is unrealistically high, but for ms pulsars the temperature required for significant two-photon pair production is in the range detected for some ms pulsars. It is clear that the advantage ms pulsars hold over normal pulsars in the facilitation of two-photon pair production is a large PC size, which allows both larger angles between the ICS γ -rays and the thermal PC photons thus lowering the threshold energy for producing a pair, and an increase in the scale length over which the soft photon density decays. The primary electrons therefore can reach the energies needed to radiate photons at threshold in a shorter distance.

In order to compute the two-photon pair death lines numerically, we need an expression for the rate of pair production of a high energy photon of energy ϵ :

$$R_{2\gamma}(\epsilon, \theta) = c \int d\phi \int d\mu_{ti} \int d\epsilon_s \sigma_{2\gamma}(w) n_s(\epsilon_s, \mu_s) (1 - \mu_{ti}), \quad (21)$$

where μ_{ti} is the cosine of the polar angle between the propagation direction of the two photons, and $\sigma_{2\gamma}(w)$ is the cross section,

$$\sigma_{2\gamma}(w) = \frac{\pi r_e^2}{w^6} \left[(2w^4 + 2w^2 - 1) \ln(w + \sqrt{w^2 - 1}) - w(w^2 + 1) \sqrt{w^2 - 1} \right] \quad (22)$$

in the center of momentum frame in terms of the variable,

$$w = [\epsilon \epsilon_s (1 - \mu_{ti}) / 2]^{1/2}. \quad (23)$$

The above cross section does not take into account the effect of the strong magnetic field near the NS surface. Although these effects may be significant in the highest pulsar fields, the magnetic two-photon pair production cross section is very complicated (Kozlenkov & Mitrofanov 1986) and, since the process will only be important for ms pulsars having low fields, we will not consider these effects here. The above (field-free) cross section may be simplified in two limits, near threshold and for large w (Svensson 1982):

$$\sigma_{2\gamma}(w) \simeq \begin{cases} \pi r_e^2 \sqrt{w^2 - 1} & w \simeq 1 \\ (\pi r_e^2 / w^6) [2 \ln(2w) - 1] & w \gg 1, \end{cases} \quad (24)$$

where r_e is the classical electron radius. We choose the coordinate system so that the z-axis is along the magnetic pole. To simplify the geometry of the calculation, we assume that the γ -ray travels along the positive z-axis, and assume that the soft photons are uniformly radiated over the PC. There is thus azimuthal symmetry about the magnetic pole and the polar angle μ_{ti} ranges from 0 to μ_c , where μ_c is given in equation (18). The thermal photons from the PC are described by the blackbody distribution,

$$n_s(\epsilon_s) = (1 - \mu_c) \frac{8\pi}{\lambda_c^3} \frac{\epsilon_s^2}{[\exp(\epsilon_s / \Theta) - 1]}, \quad (25)$$

where λ_c is the electron Compton wavelength. Changing variables from μ_{ti} to w , and using the expressions for $\sigma_{2\gamma}(w)$ defined by equation (24), the expression for the rate in equation (21) becomes

$$R_{2\gamma}(\epsilon) \simeq 16\pi^2 r_e^2 \frac{c}{\epsilon^2} \int_0^\infty d\epsilon_s \frac{n_s(\epsilon_s)}{\epsilon_s^2} \Sigma(w_s) \quad (26)$$

where

$$\Sigma(w_s) = \begin{cases} [\frac{1}{5}(w_s^2 - 1)^{5/2} - \frac{1}{3}(w_s^2 - 1)^{3/2}] & w_s \simeq 1 \\ \left[2.39 - \frac{2 \ln 2w_s}{w_s} - \frac{1}{w_s}\right] & w_s \gg 1 \end{cases} \quad (27)$$

and

$$w_s = \max[1, \epsilon \epsilon_s (1 - \mu_c)/2]. \quad (28)$$

Equation (26) is then integrated numerically to obtain the two-photon pair production and attenuation length.

As in the case of the one-photon PFF calculation, we minimize the sum of the acceleration length and the pair production attenuation length of ICS radiated photons, as the primary electron is accelerating. Performing this calculation for a range of pulsar periods, we find the value of surface magnetic field below which a PFF cannot form within the pulsar magnetosphere. Figure 3 shows the computed pair death lines in P - \dot{P} space that include the possibility of two-photon pair production for different values of the PC surface temperature. We display three cases for illustration: 1) death lines for one-photon pairs only 2) death lines for two-photon pairs only and 3) death lines for one-photon and two-photon pairs. All cases assume a canonical NS model with $M = 1.4M_\odot$, $I_{45} = 1$ and $R = 10$ km. It is apparent that two-photon pair production is not important at all for any of the known radio pulsar population unless the PC temperature $T_6 \gtrsim 3$. The position of the two-photon death line is sensitively dependent on PC temperature for $3.0 \lesssim T_6 \lesssim 5.0$ and then saturates at about $T_6 \sim 5.0$, reflecting the effect of the two-photon pair threshold. For $T_6 \lesssim 3.0$, the ICS photons never reach pair threshold during the particle acceleration. For $3.0 \lesssim T_6 \lesssim 5.0$, the photons are pair producing near threshold where the cross section is sharply rising, and for $T_6 \gtrsim 5.0$ the photons are pair producing above threshold where the cross section is decreasing. The two-photon death lines curve upward to become almost vertical with increasing P because for longer periods, particles must accelerate to high altitudes to reach pair threshold where the thermal photon density is declining. Thus, as we had noted previously, two-photon pair production is only important in short-period and ms pulsars. Since young, short-period pulsars with high magnetic fields do not have detected PC surface temperatures as high as $T_6 \sim 3$, two-photon pairs are effectively not important for any but ms pulsars. The combined one-photon plus two-photon death lines blend into the one-photon death lines as one-photon pairs dominate at higher fields and longer periods.

HM02 found that substantial PC heating by trapped positrons returning from an ICS pair front can occur in ms pulsars if PC temperatures exceed $T_6 \sim 1$. In order for ms pulsars to sustain these high temperatures through PC heating, the heated area must be much smaller than the area of the standard PC, which is $A_{pc} = \pi R^2 (\Omega R/c)$. This is in fact consistent with the non-uniform heating distribution found by HM02. However, for the PC temperatures $T_6 > 3$ needed for two-photon pair production the question of the stability of two-photon PFFs must be addressed. Positrons returning from the PFF will radiate ICS photons which can produce two-photon pairs in a relatively small distance because the pair production threshold (see eq. [19]) is much lower

for head-on collisions. Creation of enough two-photon pairs by the returning positrons at high altitudes could disrupt the acceleration of the primary electrons. Investigation of this effect will require inclusion of full angular dependence of the pair production rate and will be considered in a future paper.

3. Acceleration and γ -ray luminosity

Establishing the regimes of pair formation above pulsar PCs is not only important for understanding the behavior of the radio emission, but also allows us to predict regimes of particle acceleration and thus high-energy emission since the acceleration of the primary particles may be limited by screening at a PFF. HM02 found that CR pairs are very effective in screening the electric field at the PFF, whereas ICS pairs are less effective and may only screen the electric field above the PFF in some cases. They found that when ICS screening does occur, it only screens the field locally but will not screen at higher altitudes. Thus ICS pairs may retard but do not ultimately limit acceleration of the primary electrons, which may then also produce CR pairs at higher altitude. In fact, the luminosity of the thermal X-rays from a hot PC detected from PSR B1929+10, a 3 Myr old pulsar where a detectable cooling component is not expected, would require and is consistent with heating by positrons produced at a CR pair front (HM01) since the heating by positrons produced only at a ICS pair front would not be detectable (HM02).

The luminosity of the primary electron beam in the PC pulsar model can be calculated as

$$L_{\text{prim}} = \alpha c \int |\rho_e| \Phi dS, \quad (29)$$

where

$$|\rho_e| = \frac{\Omega B_0}{2\pi c \alpha \eta^3} \frac{f(\eta)}{f(1)} (1 - \kappa), \quad (30)$$

is the value of an electron charge density calculated at $\cos \chi \approx 1$ (where χ is the pulsar obliquity), $\Phi(z, \xi, \phi)$ is the electric potential, and

$$dS = \frac{\Omega R^3}{c f(\eta)} \eta^3 \xi d\xi d\phi \quad (31)$$

is the element of a spherical surface cut by the last open field lines at the radial distance $r (= R\eta)$. Here $\alpha = \sqrt{1 - r_g/R}$, r_g is the gravitational radius of a NS; c is the velocity of light; z is the altitude above the PC in units of stellar radius; ξ is the magnetic colatitude of a field line scaled by the magnetic colatitude of the last open field line; and ϕ is the magnetic azimuthal angle.

In our previous papers (see e.g. HM02) we calculated L_{prim} using in formula (29) the expression for the electric potential evaluated at the relatively smaller altitudes (both for the unsaturated and saturated regimes of acceleration of primaries) where the bulk of the CR pair-formation and electric field screening occur. In the regime where CR pairs are created, i.e.

above the CR death line, the luminosity of the primary beam is therefore set by the CR pair front. HM02 derived the following expressions for the luminosity of the primary electron beam based on the altitude of the CR pair front,

$$L_{\text{prim}}^{(CR)} = 10^{16} \text{ (erg/s)}^{1/2} \dot{E}_{\text{rot}}^{1/2} \begin{cases} P^{1/14} B_{12}^{-1/7} & P \lesssim P_*^{(CR)}, \\ 0.3 P^{-1/4} & P \gtrsim P_*^{(CR)}. \end{cases} \quad (32)$$

In the case where there are no pairs produced by CR (and therefore no electric field screening) the most appropriate expression for the electric potential in this case is (see eq. [24] in HM01, and eq. [13] in HM98)

$$\Phi|_{\cos \chi \approx 1} = \Phi_0 \frac{\Omega R}{f(1)c} (1 - \xi^2) \kappa \begin{cases} \frac{3}{2} z & r_{pc}/R \ll z < 1, \\ \frac{1}{2} \left(1 - \frac{1}{\eta^3}\right) & \eta - 1 \geq 1, \end{cases} \quad (33)$$

where $\eta = r/R$. This formula applies for the altitudes much greater than the PC radius and corresponds to the saturated and unscreened regime of acceleration of primaries. However, in some cases the acceleration of primary electrons may be limited by CR losses, where general formula (29), that does not take into account the radiation reaction of accelerating particles, may not be applicable.

After substituting expression (30) for $|\rho_e|$ and the above expression for Φ into formula (29), and performing integration over ξ and ϕ , we get

$$L_{\text{prim}}(\eta)|_{\cos \chi \approx 1} = \frac{3}{4} \kappa (1 - \kappa) \left(1 - \frac{1}{\eta^3}\right) \dot{E}_{\text{rot}}. \quad (34)$$

Formally, in the above formula we should put $\eta \rightarrow \infty$ to calculate the maximum power in the primary beam. Thus, for the maximum power of the primary beam we can write (see MH97, eq. [76])

$$L_{\text{prim,max}} = \frac{3}{4} \kappa (1 - \kappa) \dot{E}_{\text{rot}}. \quad (35)$$

To estimate the pulsar bolometric photon luminosity it is reasonable to assume that $L_\gamma \approx 0.5 L_{\text{prim,max}}$, where $L_{\text{prim,max}}$ is given by formula (35). Then, using expression (2) for κ we can write

$$L_\gamma \approx 0.05 \frac{I_{45}}{R_6^3} \left(1 - 0.15 \frac{I_{45}}{R_6^3}\right) \dot{E}_{\text{rot}}. \quad (36)$$

Thus, the energetics of CR photons generated by accelerating electrons above the pulsar PC is proportional to the pulsar spin-down luminosity, and, according to formula (36), the maximum efficiency of conversion of pulsar spin-down power into the high-energy quanta may amount to 10%. Note that this estimate of efficiency implies that only half of the power of accelerating electrons gets consumed by γ -ray photons.

In Figure 4 we plot the predicted high-energy luminosity as a function of spin-down luminosity. In the CR pair regime, where eq. (32) applies, we have plotted the luminosity for the screened unsaturated case (see top eq.[32]). Below the CR death line, $\dot{E}_{\text{rot}} \lesssim 10^{34} \text{ erg s}^{-1}$, the luminosity for the unscreened case of equation (32) applies. Also plotted are the luminosities of the pulsars

with detected high-energy emission and their predicted luminosities. The detected high-energy pulsars are all above the CR death line, although Geminga and PSR B1055-52 are just above the line. The detected high energy pulsars seem to follow the predicted relationship, $L_\gamma \propto \dot{E}_{rot}^{1/2}$. We predict that this relationship will break to $L_\gamma \propto \dot{E}_{rot}$ at $E_{rot} \lesssim 10^{34} \text{ erg s}^{-1}$, so that older pulsars will have lower predicted luminosities than what would be predicted by an extrapolation of the trend seen in the younger pulsars. Non-thermal high-energy emission has in fact not been detected from older nearby pulsars such as PSR B1929+10 and PSR B0950+08, although a thermal emission component has been detected from PSR B1929+10 (Wang & Halpern 1997) which may be due to PC heating (see HM01). EGRET upper limits for pulsed emission from these pulsars (Thompson et al. 1994) are plotted in Figure 4 and lie above the predicted luminosities, but not by much. GLAST should be able to detect γ -ray emission from these older pulsars and test the predicted $L_\gamma \propto \dot{E}_{rot}$ dependence and its location. Note that the break value of \dot{E}_{rot} in the $L_\gamma(\dot{E}_{rot})$ dependence depicted in Figure 4, can be estimated by equating the screened expression for $L_\gamma \approx 0.5 L_{prim}^{(CR)}(\dot{E}_{rot})$ given by formula (32) at $L_{\gamma, \max} \approx 0.5 L_{prim, \max}$, where $L_{prim, \max}$ is given by formula (35),

$$5 \times 10^{15} \dot{E}_{rot}^{1/2} P^{-1/4} = 0.04 \dot{E}_{rot}, \quad (37)$$

which gives

$$\dot{E}_{rot, \text{break}} = 1.4 \times 10^{34} P^{-1/7} B_{12}^{-2/7} \text{ erg} \cdot \text{s}^{-1}. \quad (38)$$

For $P \approx 0.1 \text{ s}$, $B_{12} \approx 4$, which is shown in Figure 4, $\dot{E}_{rot, \text{break}} \approx 6.6 \times 10^{33} \text{ erg} \cdot \text{s}^{-1}$. Because of the $B_{12}^{-2/7}$ dependence $\dot{E}_{rot, \text{break}}$ should generally occur at higher \dot{E}_{rot} values for ms pulsars.

There are a number of ms pulsars which, according to equation (32), should have observable high-energy emission. Several of these, including PSR J0437-4715, PSR J0030+0451, PSR J1824-2452 and PSR J0218+4232, have non-thermal pulsed X-ray emission components but have not, with the possible exception of PSR J0218+4232 (see Kuiper et al. 2000), been detected in the γ -ray band. It is important to remember, however, that the predicted luminosity L_γ is a bolometric luminosity. The luminosity in a particular band is very dependent on the actual emission spectrum. The νF_ν spectra of the bright γ -ray pulsars all peak in the γ -ray or hard X-ray bands with typical high-energy turnovers around several GeV. The high-energy spectrum of the ms pulsars may be quite different. The bulk of the ms pulsars are near or below the CR death line, so that their accelerating electric field is unscreened. The accelerating primary electrons will reach an energy where CR losses are compensated by the acceleration energy gain (see also Luo et al. 2000),

$$\gamma_{CRR} = 1.8 \times 10^7 B_{12}^{1/4} \kappa_{0.15}^{1/4} P^{-1/4}. \quad (39)$$

The CR emission spectrum of these electrons will be quite hard (photon index $-2/3$) and will not be cutoff by magnetic pair production at an energy of a few GeV, but will extend to the natural cutoff of the CR spectrum at

$$\epsilon_{CR} = \frac{3}{2} \frac{\hbar}{mc^2} \frac{\gamma_{CRR}^3}{\rho_c} = 2.3 \times 10^5 \left(\frac{B_{12} \kappa_{0.15}}{P} \right)^{3/4}, \quad (40)$$

where ρ_c is the radius of curvature of a dipole field line. The CR νF_ν spectrum of the ms pulsars is therefore expected to peak at 50-100 GeV energies. The numerical model spectra for millisecond pulsars of Bulik et al. (2000) have also shown this result. The high energy curvature radiation from ms pulsars therefore falls in an energy band that has been above that of satellite detectors like EGRET and below that of air Cherenkov detectors. There could be a second spectral component of almost comparable total luminosity due to the synchrotron pair cascade from ICS pairs, but the νF_ν spectrum of this component would peak at much lower energies. There is also a question of whether two-photon pairs could screen the accelerating field and limit the voltage to very low values. Our preliminary investigations indicate that screening by two-photon pairs occurs only for NS surface temperatures high enough ($T_6 \gtrsim 4$) that two-photon pairs from returning positrons is likely to disrupt the acceleration (see discussion at end of Section 2.3.3). This issue will be a subject for future, more detailed investigation.

4. Summary and conclusions

In this paper we have outlined the status of two basic regimes of primary particle acceleration above a pulsar PC in the general-relativistic version of the space-charge limited flow model: the regime of acceleration with subsequent electron-positron pair formation by CR and screening of the electric field, and the regime of unscreened acceleration with ICS pairs and the emission of energetic CR photons. For the pulsar physical parameters we discussed in this paper such as the pulsar spin period, NS surface magnetic field strength, and PC temperature, the pair production may involve both the one-photon (magnetic) and two-photon (mostly γ -ray ICS photons on thermal X-ray photons) mechanisms, with high-energy photons generated via CR and ICS processes. In HM02 we began analyzing the onset of pair formation and addressed how the corresponding pair-formation criterion transforms into the pulsar theoretical death lines. HM02 presented the death line calculations for the canonical NS model (mass of $1.4 M_\odot$, radius of 10 km, and moment of inertia $I = 10^{45} \text{ g} \cdot \text{cm}^2$) and for one-photon pair formation mechanism only. Here we extended our study of pulsar theoretical death lines to include the effect of NS mass and radius and, for the ms pulsars with relatively hot PCs ($T \sim 3 - 4 \times 10^6 \text{ K}$), to incorporate the mechanism of two-photon pair formation. In the present study we demonstrate that the effect of NS mass is important for the death line calculations in ms pulsars. In fact, if the ms pulsars are more massive post-accreting NSs spun-up in low-mass binary systems, then the phase space they occupy in the $P - \dot{P}$ diagram would be consistent with our theoretical death lines calculated for NSs with masses more than $1.4 M_\odot$.

For the regime of acceleration without CR pairs we calculate the γ -ray luminosity of the primary beam as a function of pulsar spin-down power. It is important that the form of the theoretical $L_\gamma - \dot{E}_{\text{rot}}$ dependence is determined by the regime of primary acceleration. For example, for the regime of acceleration accompanied by pair formation capable of screening the accelerating field $L_\gamma \propto \dot{E}_{\text{rot}}^{1/2}$, whereas for the unscreened regime of acceleration $L_\gamma \propto \dot{E}_{\text{rot}}$. We

discuss our theoretical $L_\gamma - \dot{E}_{\text{rot}}$ plots in the light of currently available pulsar γ -ray data, and predict that for pulsars in the regime of unscreened acceleration (with relatively low values of \dot{E}_{rot}) L_γ should turn down from the $\dot{E}_{\text{rot}}^{1/2}$ dependence (see Figure 4).

The main conclusions of our study can be summarized in the following way

- We revised the prescription for the derivation of pulsar theoretical death lines to include the effect of variation (by more than an order of magnitude) of pair-formation altitude with pulsar parameters P and \dot{P} .
- Pulsar theoretical death lines are strongly affected by the EOS of a NS, with the onset of pair formation facilitated in more compact NSs.
- Theoretical death lines for ms pulsars produced for massive NS models are in a good agreement with the empirical death line and with the hypothesis that ms pulsars are descendants of accreting NS in low-mass binaries.
- The ms pulsars with relatively hot PCs (temperature $\sim 3 - 4 \times 10^6$ K) may allow the occurrence of two-photon pair production, which significantly facilitates pair formation and may also move down the theoretical death lines in the ms range.
- We derive a theoretical expression for L_γ and illustrate that it scales simply as \dot{E}_{rot} or $\dot{E}_{\text{rot}}^{1/2}$, respectively, for the unscreened regime of acceleration of the primary beam or for the acceleration implying pair formation and screening of the accelerating electric field. We predict that the break in $L_\gamma - \dot{E}_{\text{rot}}$ dependence, attributed to the transition from the regime of acceleration with pair screening to the unscreened regime, might be seen in observational data.

We acknowledge support from the NASA Astrophysics Theory Program.

REFERENCES

- Arons, J. & Scharlemann, E. T. 1979, ApJ, 231, 854.
- Bulik, T., Dyks, J. & Rudak, B. 2000, MNRAS, 317, 97.
- Chen, K., & Ruderman, M. 1993, ApJ, 402, 264 (CR93).
- Cheng, K. S., Ho, C. & Ruderman, M. A. 1986, ApJ, 300, 500.
- Daugherty, J. K. & Harding, A. K. 1996, ApJ, 458, 278.
- Friedman, J. L., Ipser, J. R., & Parker, L. 1986, ApJ, 304, 115.
- Glendenning, N. 1997, Nuclear and Particle Physics of Compact Stars (Berlin: Springer).

- Harding, A. K., & Muslimov, A. G. 1998, *ApJ*, 508, 328 (HM98).
- Harding, A. K., & Muslimov, A. G. 2001, *ApJ*, 556, 987 (HM01).
- Harding, A. K., & Muslimov, A. G. 2002, *ApJ*, 568, 000 (HM02).
- Hibschman, J. A., & Arons, J. 2001, *ApJ*, 554, 624 (HA01)
- Kapoor, R. S., & Shukre, C. S. 2001, *A&A*, 375, 405
- Kozlenkov, A. A., & Mitrofanov, I. G. 1986, *Sov. Phys.-JETP Lett.*, 64, 1173.
- Kuiper, L., et al. 2000, *A & A*, 359, 615.
- Luo, Q., Shibata, S. & Melrose, D. B. 2000, *MNRAS*, 318, 943.
- Manchester, R. N. et al. 2001, *MNRAS*, 328, 17.
- Muslimov, A. G., & Tsygan, A. I. 1992, *MNRAS*, 255, 61 (MT92).
- Muslimov, A. G., & Harding, A. K. 1997, *ApJ*, 485, 735 (MH97).
- Romani, R. W., 1996, *ApJ*, 470, 469.
- Ruderman, M., & Sutherland, P. G. 1975, *ApJ*, 196, 51.
- Sturrock, P. 1971, *ApJ*, 164, 529.
- Svensson, R. 1982, *ApJ*, 258, 335.
- Thompson, D. J., et al. 1994, *ApJ*, 436, 229.
- Thompson, D. J., 2001, in *High-Energy Gamma-Ray Astronomy*, ed. F. A. Aharonian & H. J. Volk, (AIP, New York), p. 103.
- Umeda, H., Shibazaki, N., Nomoto, K., & Tsuruta, S. 1993, *ApJ*, 408, 186.
- Usov, V. V. 2002, *astro-ph/0204402*.
- Wang, F. Y.-H., & Halpern, J. P. 1997, *ApJ*, 482, L159.
- Xu, R. X., Qiao, G. J., & Zhang, B. 1999, *ApJ*, 522, L109
- Zhang, L., & Cheng, K. S. 1997, *ApJ*, 487, 370.
- Zhang, B. 2001, *ApJ*, 562, L59.
- Zhang, B., Harding, A. K., & Muslimov, A. G. 2000, *ApJ*, 531, L135.
- Zhang, B., & Qiao, G. J. 1998, *A & A*, 338, 62.

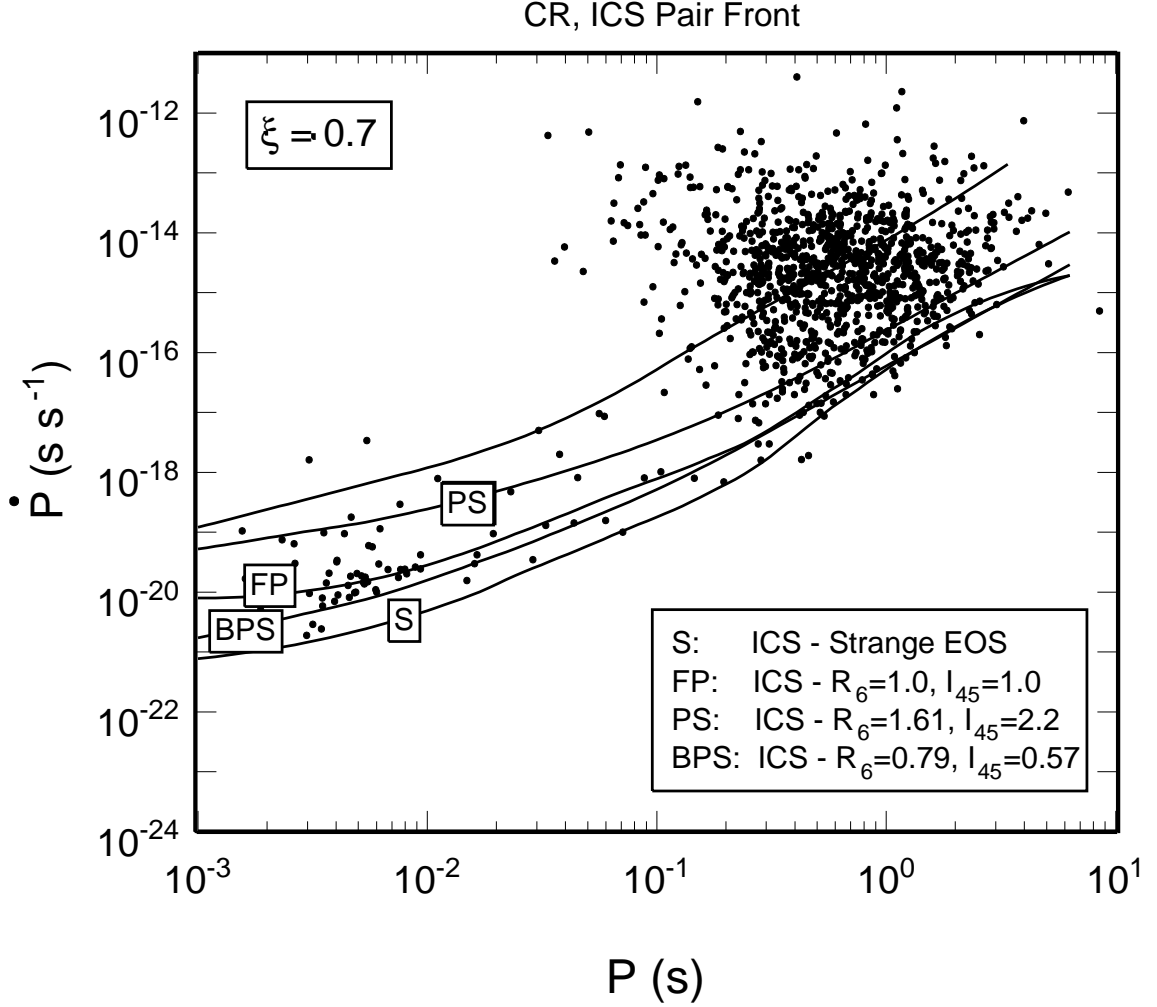
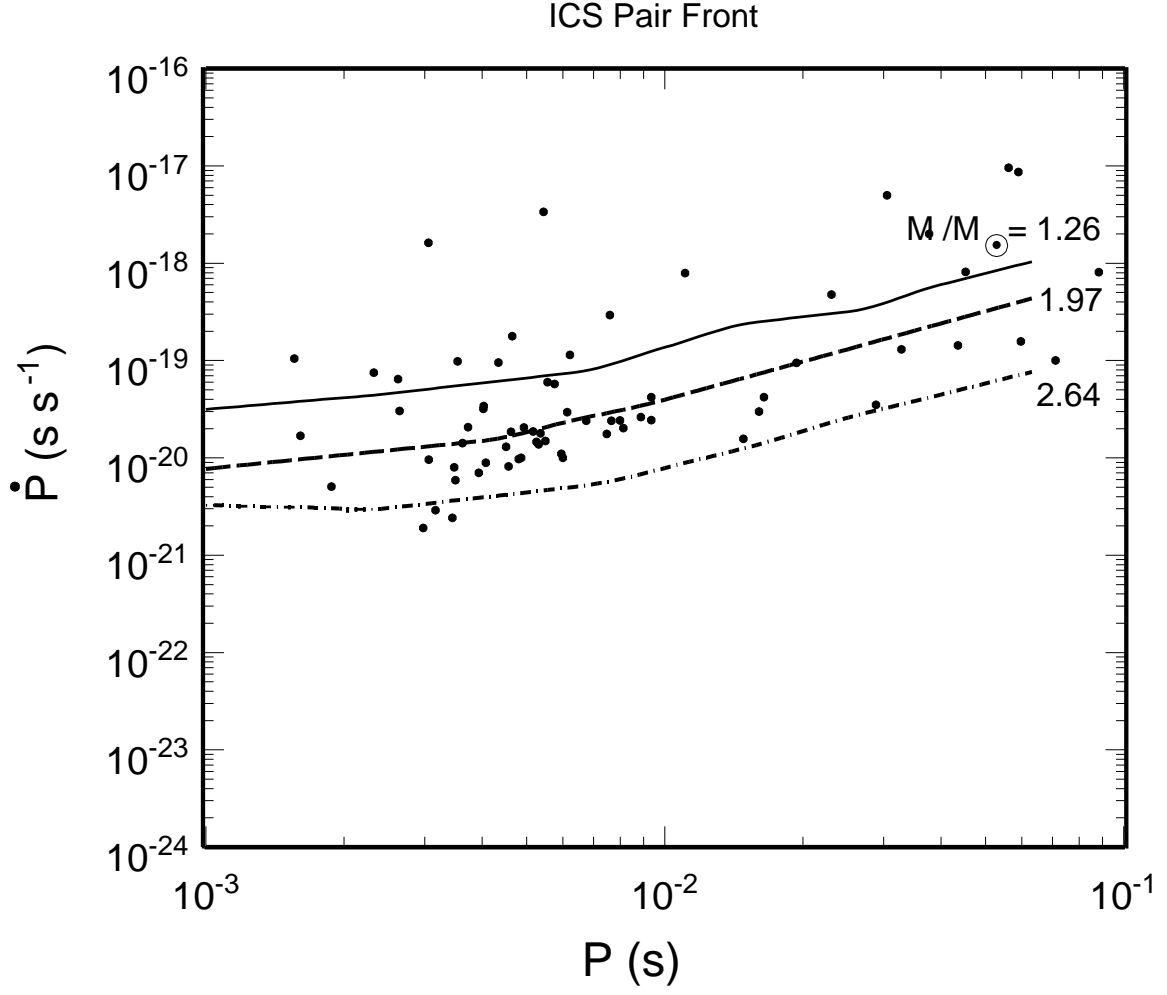


Fig. 1.— Pair death lines in the pulsar P - \dot{P} diagram for curvature radiation (unlabeled curve) and for inverse-Compton radiation for different NS equations of state (see text). The parameter $\xi = \theta/\theta_{pc}$, where $\theta_{pc} = (\Omega R/c)^{1/2}$, indicates the magnetic colatitude of the primary electron acceleration. Also shown are radio pulsars in the ATNF Pulsar Catalog (available at <http://www.atnf.csiro.au/pulsar/>).



•

Fig. 2.— Pair death lines for inverse-Compton radiation in the pulsar P - \dot{P} diagram of short-period pulsars from the ATNF Pulsar Catalog, for rotating NS models having different masses (see text).

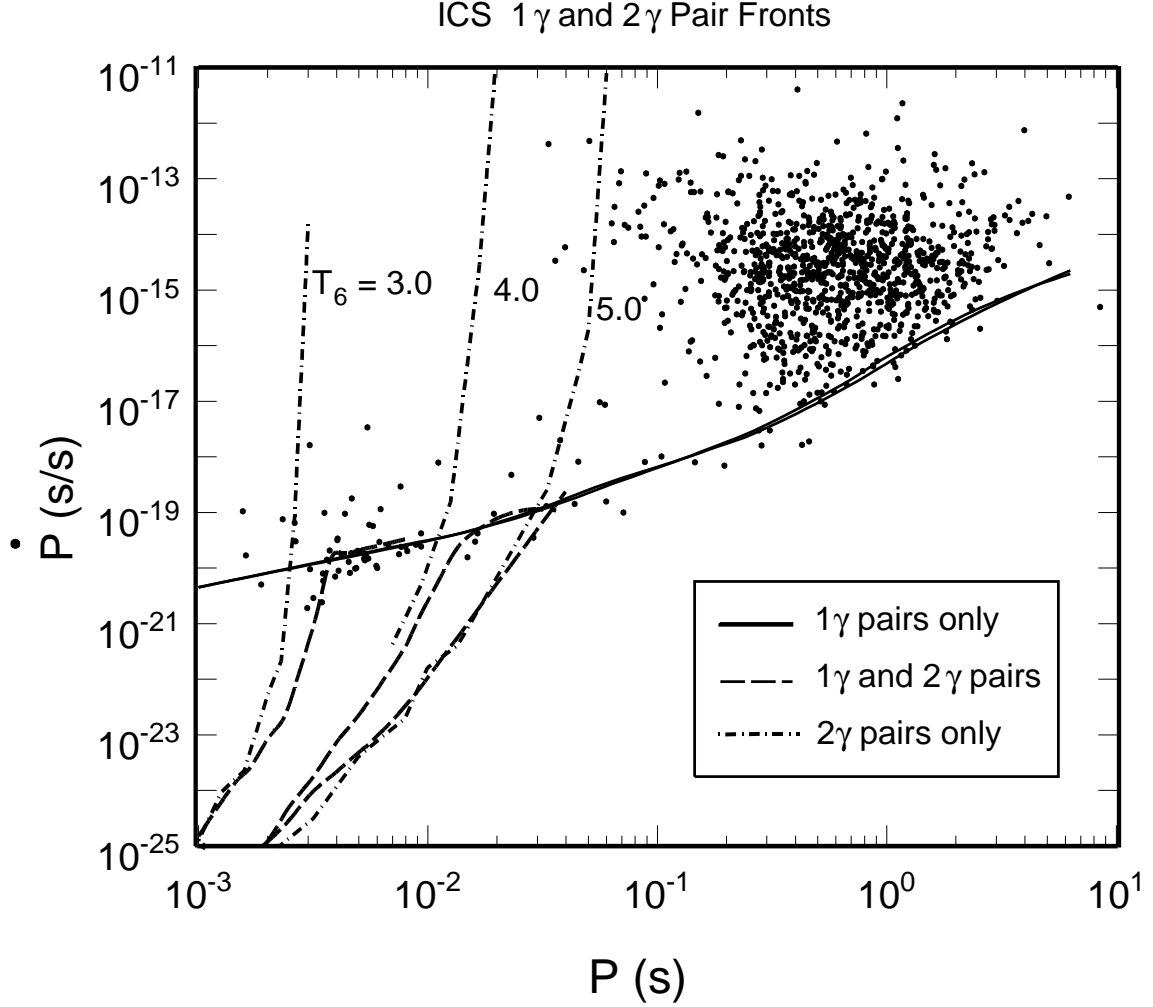
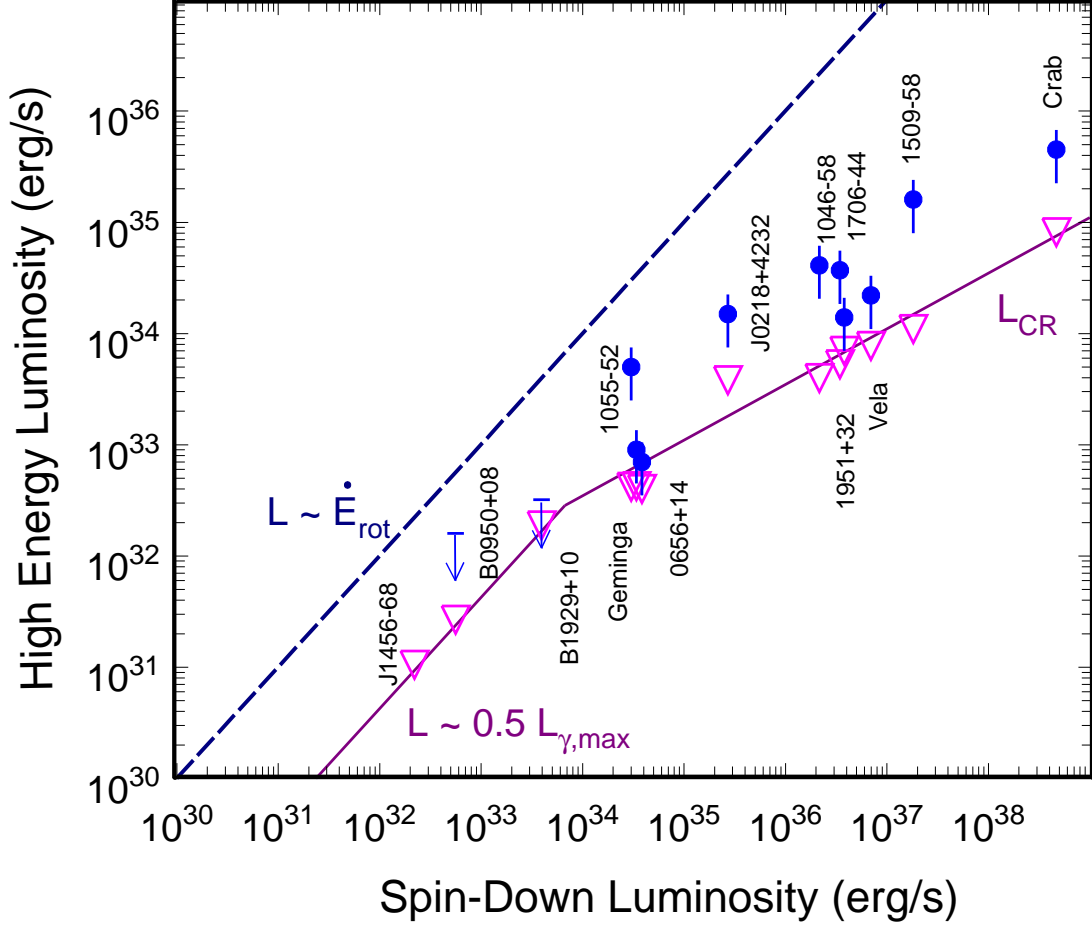


Fig. 3.— One-photon and two-photon pair death lines for inverse-Compton radiation in the pulsar P - \dot{P} diagram for different PC surface temperatures, $T_6 = T/10^6$ K, as labeled. Also shown are radio pulsars in the ATNF Pulsar Catalog.



•

Fig. 4.— Predicted and observed high energy luminosity vs. spin-down luminosity. The solid curve is the theoretical prediction from first expression in eq. (32) and eq. (36). The solid circles are the luminosities of the detected γ -ray pulsars, Thompson (2001), derived from detected fluxes above 1 eV assuming a 1 sr. solid angle. The upper limits are for > 100 MeV from Thompson et al. (1994). The open triangles are predicted luminosities for the detected pulsars.